

ADDITIONAL ITEMS!

**HIGH SPEED
END MILLS
FOR ALUMINUM**

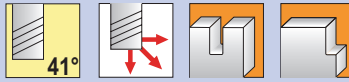


GARR TOOL[®]

SUPPLEMENT 14.2

Series 142M

.1575" - 1.000"
(4.000mm - 25.400mm)

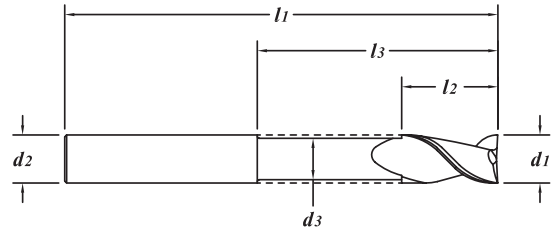


TOLERANCES	
d_1	+0.000" - .001" (+.000 - .025mm)
d_2	h6

Recommended for Aluminum

HSAL End Mill - 2 Flute - Square End ALUMASTAR Coated

- Solid submicron grain carbide end mill - center cutting
- Specific coating engineered to repel aluminum
- Engineered to run at 750-2500 SFM (225-750 M/Min.)
- For high speed machining of aluminum
- High velocity - high metal removal rate (for spindles 10,000 RPM and above)
- Need to use properly balanced holders
- Holds perpendicularity
- Flats can be added within 48 hours



MATERIAL HARDNESS (Rc)

70

35

0

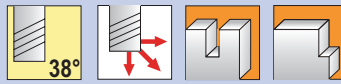
EDP#	d_1 † Diameter		d_2 Shank Diameter	l_1 Overall Length	l_2 Flute Length	l_3 Reach Length	d_3 Neck Diameter	1-11	12-24	25-49	50-100
	Decimal	Metric									
41222	.1575	4.000	6.0	50	12	-	-	24.70	23.63	22.55	21.48
41232	.1575	4.000	6.0	65	6	16	3.7	30.92	29.58	28.23	26.89
41282	.1875	3/16"	4.763	2"	9/16"	-	-	18.62	17.81	17.00	16.19
41342	.1969	5.000	6.0	65	16	-	-	25.48	24.38	23.27	22.16
41352	.1969	5.000	6.0	75	8	20	4.7	43.34	41.46	39.57	37.69
41402	.2362	6.000	6.0	65	19	-	-	24.68	23.61	22.53	21.46
41412	.2362	6.000	6.0	75	10	25	5.7	41.95	40.13	38.30	36.48
41462	.2500	1/4"	6.350	1/4"	2-1/2"	3/4"	-	23.44	22.42	21.40	20.38
41542	.2756	7.000	8.0	65	19	-	-	37.84	36.19	34.55	32.90
41602	.3125	5/16"	7.938	5/16"	2-1/2"	3/4"	-	32.56	31.14	29.73	28.31
41662	.3150	8.000	8.0	65	19	-	-	34.28	32.79	31.30	29.81
41672	.3150	8.000	8.0	75	12	25	7.4	51.73	49.48	47.23	44.98
41722	.3750	3/8"	9.525	3/8"	2-1/2"	7/8"	-	38.25	36.59	34.92	33.26
41802	.3937	10.000	10.0	70	24	-	-	57.56	55.06	52.55	50.05
41812	.3937	10.000	10.0	75	12	30	9.4	63.73	60.96	58.19	55.42
41822	.3937	10.000	10.0	100	12	35	9.4	76.73	73.39	70.06	66.72
41882	.4724	12.000	12.0	75	32	-	-	64.38	61.58	58.78	55.98
41892	.4724	12.000	12.0	75	16	30	11.4	69.30	66.29	63.27	60.26
41902	.4724	12.000	12.0	100	16	35	11.4	94.54	90.43	86.32	82.21
41912	.4724	12.000	12.0	100	16	40	11.4	94.54	90.43	86.32	82.21
41942	.5000	1/2"	12.700	1/2"	3"	1-1/4"	-	61.17	58.51	55.85	53.19
42022	.6250	5/8"	15.875	5/8"	4"	1-5/8"	-	121.91	116.61	111.31	106.01
42072	.6299	16.000	16.0	75	16	30	15.4	120.75	115.50	110.25	105.00
42082	.6299	16.000	16.0	100	40	-	-	128.31	122.73	117.15	111.57
42092	.6299	16.000	16.0	100	20	40	15.4	133.22	127.42	121.63	115.84
42102	.6299	16.000	16.0	125	20	60	15.4	170.23	162.83	155.43	148.03
42142	.7500	3/4"	19.050	3/4"	4"	1-5/8"	-	155.99	149.20	142.42	135.64
42212	.7874	20.000	20.0	100	32	-	-	209.42	200.31	191.21	182.10
42222	.7874	20.000	20.0	100	20	40	19	214.33	205.01	195.69	186.37
42232	.7874	20.000	20.0	125	20	60	19	248.19	237.40	226.61	215.82
42242	.9843	25.000	25.0	100	38	-	-	241.64	231.13	220.63	210.12
42302	1.000	1"	25.400	1"	4"	1-5/8"	-	234.44	224.25	214.05	203.86

TOLERANCES

$d1$	$+0.000" - .001" (+.000 - .025mm)$
$d2$	$h6$

Series 143M

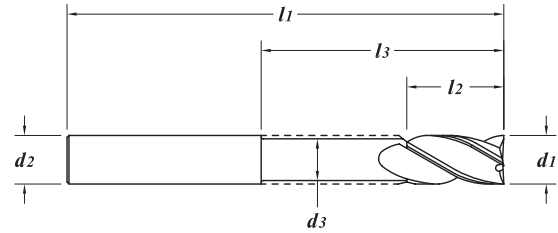
.1181" - .3150"
(3.000mm - 8.000mm)



Recommended for Aluminum

HSAL End Mill - 3 Flute - Square End
ALUMASTAR Coated

- Solid submicron grain carbide end mill - center cutting
- Specific coating engineered to repel aluminum
- Engineered to run at 750-2500 SFM (225-750 M/Min.)
- For high speed machining of aluminum
- High velocity - high metal removal rate (for spindles 10,000 RPM and above)
- Need to use properly balanced holders
- Holds perpendicularity
- Flats can be added within 48 hours



HIGH PERFORMANCE
END MILLS

EDP#	$d1$ † Diameter		$d2$ Shank Diameter	$l1$ Overall Length	$l2$ Flute Length	$l3$ Reach Length	$d3$ Neck Diameter	1-11	12-24	25-49	50-100
	Decimal	Metric									
NEW 41173	.1181	3.000	3.0	38	6	-	-	18.57	17.76	16.96	16.15
NEW 41183	.1181	3.000	3.0	38	12	-	-	18.57	17.76	16.96	16.15
NEW 41193	.1250	1/8"	3.175	1/8"	1-1/2"	1/4"	-	18.09	17.30	16.52	15.73
NEW 41203	.1250	1/8"	3.175	1/8"	1-1/2"	1/2"	-	18.09	17.30	16.52	15.73
NEW 41213	.1575	4.000	6.0	50	8	-	-	24.70	23.63	22.55	21.48
41223	.1575	4.000	6.0	50	12	-	-	24.70	23.63	22.55	21.48
41243	.1575	4.000	6.0	65	6	20	3.7	30.92	29.58	28.23	26.89
41273	.1875	3/16"	4.763	3/16"	2"	5/16"	-	18.62	17.81	17.00	16.19
41283	.1875	3/16"	4.763	3/16"	2"	9/16"	-	18.62	17.81	17.00	16.19
41303	.1875	3/16"	4.763	3/16"	3"	7/32"	3/4"	34.95	33.43	31.91	30.39
41313	.1875	3/16"	4.763	3/16"	3"	1"	-	30.04	28.73	27.43	26.12
41343	.1969	5.000	6.0	65	16	-	-	25.48	24.38	23.27	22.16
41363	.1969	5.000	6.0	75	8	20	4.7	43.34	41.46	39.57	37.69
41403	.2362	6.000	6.0	65	19	-	-	24.68	23.61	22.53	21.46
41423	.2362	6.000	6.0	75	10	25	5.7	41.95	40.13	38.30	36.48
41453	.2500	1/4"	6.350	1/4"	2-1/2"	3/8"	-	23.44	22.42	21.40	20.38
41463	.2500	1/4"	6.350	1/4"	2-1/2"	3/4"	-	23.44	22.42	21.40	20.38
41473	.2500	1/4"	6.350	1/4"	3"	1"	-	35.54	33.99	32.45	30.90
41493	.2500	1/4"	6.350	1/4"	4"	3/8"	1-1/8"	42.38	40.54	38.69	36.85
41503	.2500	1/4"	6.350	1/4"	4"	3/8"	2-1/8"	47.29	45.23	43.18	41.12
41513	.2500	1/4"	6.350	1/4"	4"	1-5/8"	-	37.47	35.84	34.21	32.58
41543	.2756	7.000	8.0	65	19	-	-	37.84	36.19	34.55	32.90
41563	.2756	7.000	8.0	75	12	25	6.4	56.84	54.37	51.90	49.43
41593	.3125	5/16"	7.938	5/16"	2-1/2"	7/16"	-	32.56	31.14	29.73	28.31
41603	.3125	5/16"	7.938	5/16"	2-1/2"	3/4"	-	32.56	31.14	29.73	28.31
41623	.3125	5/16"	7.938	5/16"	4"	7/16"	1-1/8"	55.60	53.19	50.77	48.35
41663	.3150	8.000	8.0	65	19	-	-	34.28	32.79	31.30	29.81
41683	.3150	8.000	8.0	75	12	25	7.4	51.73	49.48	47.23	44.98
41693	.3150	8.000	8.0	100	12	55	7.4	63.42	60.67	57.91	55.15

MATERIAL HARDNESS (Rc)
70
35
0

continued →

Series 143M (continued)

.3750" - .7874"
(9.525mm - 20.000mm)

MATERIAL HARDNESS (Rc) 70 35 0


EDP#	$d1$ † Diameter		$d2$ Shank Diameter	$l1$ Overall Length	$l2$ Flute Length	$l3$ Reach Length	$d3$ Neck Diameter	1-11	12-24	25-49	50-100	
	Decimal	Metric										
41713	.3750	3/8"	9.525	3/8"	2-1/2"	1/2"	-	-	38.25	36.59	34.92	33.26
41723	.3750	3/8"	9.525	3/8"	2-1/2"	7/8"	-	-	38.25	36.59	34.92	33.26
41733	.3750	3/8"	9.525	3/8"	3"	1"	-	-	49.31	47.17	45.02	42.88
41763	.3750	3/8"	9.525	3/8"	4"	1/2"	2-1/8"	.355"	64.64	61.83	59.02	56.21
41773	.3750	3/8"	9.525	3/8"	4"	1-5/8"	-	-	54.82	52.44	50.05	47.67
42363	.3750	3/8"	9.525	3/8"	4"	2"	-	-	54.82	52.44	50.05	47.67
41783	.3750	3/8"	9.525	3/8"	6"	1/2"	4"	.355"	97.93	93.68	89.42	85.16
41803	.3937		10.000	10.0	70	24	-	-	57.56	55.06	52.55	50.05
41843	.3937		10.000	10.0	100	12	35	9.4	76.73	73.39	70.06	66.72
41853	.3937		10.000	10.0	100	12	55	9.4	81.64	78.09	74.54	70.99
41863	.3937		10.000	10.0	150	12	110	9.4	114.40	109.43	104.45	99.48
41883	.4724		12.000	12.0	75	32	-	-	64.38	61.58	58.78	55.98
41893	.4724		12.000	12.0	100	50	-	-	84.18	80.52	76.86	73.20
41903	.4724		12.000	12.0	100	16	35	11.4	94.54	90.43	86.32	82.21
41913	.4724		12.000	12.0	100	16	55	11.4	94.54	90.43	86.32	82.21
41923	.4724		12.000	12.0	150	16	110	11.4	144.52	138.24	131.95	125.67
41933	.5000	1/2"	12.700	1/2"	3"	5/8"	-	-	61.17	58.51	55.85	53.19
41943	.5000	1/2"	12.700	1/2"	3"	1-1/4"	-	-	61.17	58.51	55.85	53.19
41963	.5000	1/2"	12.700	1/2"	4"	1-5/8"	-	-	79.97	76.49	73.02	69.54
41973	.5000	1/2"	12.700	1/2"	4"	2"	-	-	79.97	76.49	73.02	69.54
41983	.5000	1/2"	12.700	1/2"	4"	5/8"	2-1/8"	.475"	89.80	85.90	81.99	78.09
41993	.5000	1/2"	12.700	1/2"	6"	5/8"	4-1/8"	.475"	137.30	131.33	125.36	119.39
42003	.5000	1/2"	12.700	1/2"	6"	3-1/8"	-	-	117.65	112.53	107.42	102.30
42013	.6250	5/8"	15.875	5/8"	3-1/2"	3/4"	-	-	121.91	116.61	111.31	106.01
42023	.6250	5/8"	15.875	5/8"	4"	1-5/8"	-	-	121.91	116.61	111.31	106.01
42373	.6250	5/8"	15.875	5/8"	4"	2-1/8"	-	-	121.91	116.61	111.31	106.01
42033	.6250	5/8"	15.875	5/8"	6"	3/4"	2-3/8"	.590"	170.15	162.76	155.36	147.96
42043	.6250	5/8"	15.875	5/8"	6"	3/4"	4-3/8"	.590"	179.98	172.15	164.33	156.50
42053	.6250	5/8"	15.875	5/8"	6"	3-1/4"	-	-	160.32	153.35	146.38	139.41
42083	.6299		16.000	16.0	100	40	-	-	128.31	122.73	117.15	111.57
42103	.6299		16.000	16.0	100	20	40	15.4	133.22	127.42	121.63	115.84
42113	.6299		16.000	16.0	125	20	60	15.4	170.23	162.83	155.43	148.03
42123	.6299		16.000	16.0	150	20	110	15.4	189.46	181.23	172.99	164.75
42133	.7500	3/4"	19.050	3/4"	4"	1"	-	-	155.99	149.20	142.42	135.64
42143	.7500	3/4"	19.050	3/4"	4"	1-5/8"	-	-	155.99	149.20	142.42	135.64
42153	.7500	3/4"	19.050	3/4"	5"	2-1/4"	-	-	205.97	197.01	188.06	179.10
42163	.7500	3/4"	19.050	3/4"	6"	1"	2-1/2"	.715"	224.07	214.32	204.58	194.84
42173	.7500	3/4"	19.050	3/4"	6"	1"	4-3/8"	.715"	231.00	220.96	210.91	200.87
42193	.7500	3/4"	19.050	3/4"	6"	3-1/4"	-	-	217.19	207.75	198.30	188.86
42203	.7874		20.000	20.0	100	25	-	-	209.42	200.31	191.21	182.10
42213	.7874		20.000	20.0	100	32	-	-	209.42	200.31	191.21	182.10
42223	.7874		20.000	20.0	100	20	40	19.0	214.33	205.01	195.69	186.37
42226	.7874		20.000	20.0	125	20	60	19.0	248.19	237.40	226.61	215.82
42233	.7874		20.000	20.0	150	20	85	19.0	287.60	275.10	262.59	250.09
42236	.7874		20.000	20.0	150	20	110	19.0	292.53	279.81	267.09	254.37

Series 143M (continued)

.9843" - 1.000"
(25.000mm - 25.400mm)

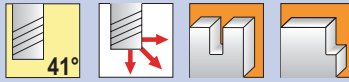
HIGH PERFORMANCE
END MILLS

EDP#	d_1 † Diameter		d_2 Shank Diameter	l_1 Overall Length	l_2 Flute Length	l_3 Reach Length	d_3 Neck Diameter	1-11	12-24	25-49	50-100
	Decimal	Metric									
42243	.9843	25.000	25.0	100	38	-	-	241.64	231.13	220.63	210.12
42283	.9843	25.000	25.0	100	25	50	24.0	246.54	235.82	225.10	214.38
42286	.9843	25.000	25.0	125	25	65	24.0	308.15	294.76	281.36	267.96
42291	.9843	25.000	25.0	150	25	90	24.0	386.55	369.74	352.94	336.13
42293	1.000	1"	25.400	1"	4"	1"	-	234.44	224.25	214.05	203.86
42303	1.000	1"	25.400	1"	4"	1-5/8"	-	234.44	224.25	214.05	203.86
42313	1.000	1"	25.400	1"	5"	2"	-	289.40	276.82	264.23	251.65
42343	1.000	1"	25.400	1"	6"	1-1/4"	3-3/8"	374.96	358.66	342.35	326.05
42353	1.000	1"	25.400	1"	6"	3-1/4"	-	360.24	344.58	328.91	313.25



Series 142R

.1575" - .4724"
(4.000mm - 12.000mm)



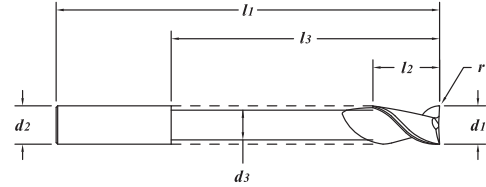
TOLERANCES

$d1$	+0.000" - .001" (+.000 - .025mm)
$d2$	h6
r	+0.0005" - .0005" (+.0127 - .0127mm)

Recommended for Aluminum

HSAL End Mill - 2 Flute - Corner Radius ALUMASTAR Coated

- Solid submicron grain carbide end mill - center cutting
- Specific coating engineered to repel aluminum
- Engineered to run at 750-2500 SFM (225-750 M/Min.)
- For high speed machining of aluminum
- High velocity - high metal removal rate (for spindles 10,000 RPM and above)
- Need to use properly balanced holders
- Holds perpendicularity
- Flats can be added within 48 hours



MATERIAL HARDNESS (Rc)

70

35

0

EDP#	$d1$ † Diameter		$d2$ Shank Diameter	$l1$ Overall Length	$l2$ Flute Length	r Corner Radius	$l3$ Reach Length	$d3$ Neck Diameter	1-11	12-24	25-49	50-100
	Decimal	Metric										
39222	.1575	4.000	6.0	50	12	0.3	-	-	28.90	27.64	26.39	25.13
NEW 39232	.1575	4.000	6.0	65	6	0.5	20	3.7	35.34	33.80	32.27	30.73
NEW 39242	.1575	4.000	6.0	65	6	1.0	20	3.7	35.34	33.80	32.27	30.73
39282	.1875	3/16"	4.763	3/16"	2"	9/16"	.010"	-	21.44	20.50	19.57	18.64
39342	.1969	5.000	6.0	65	16	0.3	-	-	29.82	28.52	27.23	25.93
NEW 39352	.1969	5.000	6.0	75	8	0.5	20	4.7	48.73	46.61	44.49	42.37
NEW 39362	.1969	5.000	6.0	75	8	1.0	20	4.7	48.73	46.61	44.49	42.37
39402	.2362	6.000	6.0	65	19	0.3	-	-	28.87	27.61	26.36	25.10
NEW 39412	.2362	6.000	6.0	75	10	0.5	25	5.7	47.16	45.11	43.06	41.01
NEW 39422	.2362	6.000	6.0	75	10	1.0	25	5.7	47.16	45.11	43.06	41.01
NEW 39432	.2362	6.000	6.0	75	10	1.5	25	5.7	47.16	45.11	43.06	41.01
NEW 39442	.2362	6.000	6.0	75	10	2.0	25	5.7	47.16	45.11	43.06	41.01
39462	.2500	1/4"	6.350	1/4"	2-1/2"	3/4"	.015"	-	27.43	26.24	25.04	23.85
39602	.3125	5/16"	7.938	5/16"	2-1/2"	3/4"	.015"	-	36.29	34.72	33.14	31.56
39662	.3150	8.000	8.0	65	19	0.5	-	-	38.19	36.53	34.87	33.21
NEW 39672	.3150	8.000	8.0	75	12	0.5	25	7.4	58.19	55.66	53.13	50.60
NEW 39682	.3150	8.000	8.0	75	12	1.0	25	7.4	58.19	55.66	53.13	50.60
NEW 39692	.3150	8.000	8.0	75	12	2.0	25	7.4	58.19	55.66	53.13	50.60
NEW 39702	.3150	8.000	8.0	75	12	3.0	25	7.4	58.19	55.66	53.13	50.60
39722	.3750	3/8"	9.525	3/8"	2-1/2"	7/8"	.030"	-	42.30	40.46	38.62	36.78
39802	.3937	10.000	10.0	70	24	0.5	-	-	64.87	62.05	59.23	56.41
NEW 39812	.3937	10.000	10.0	100	12	1.0	35	9.4	87.20	83.41	79.62	75.83
NEW 39822	.3937	10.000	10.0	100	12	1.5	35	9.4	87.20	83.41	79.62	75.83
NEW 39832	.3937	10.000	10.0	100	12	2.0	35	9.4	87.20	83.41	79.62	75.83
NEW 39842	.3937	10.000	10.0	100	12	3.0	35	9.4	87.20	83.41	79.62	75.83
39882	.4724	12.000	12.0	75	32	0.5	-	-	80.24	76.75	73.26	69.77
NEW 39892	.4724	12.000	12.0	100	16	0.5	40	11.4	103.13	98.65	94.16	89.68
NEW 39902	.4724	12.000	12.0	100	16	1.0	40	11.4	103.13	98.65	94.16	89.68
NEW 39912	.4724	12.000	12.0	100	16	1.5	40	11.4	103.13	98.65	94.16	89.68
NEW 39922	.4724	12.000	12.0	100	16	2.0	40	11.4	103.13	98.65	94.16	89.68
NEW 39932	.4724	12.000	12.0	100	16	3.0	40	11.4	103.13	98.65	94.16	89.68

Series 142R (continued)

.5000" - 1.000"
(12.700mm - 25.400mm)

HIGH PERFORMANCE
END MILLS

EDP#	$d1$ † Diameter		$d2$ Shank Diameter	$l1$ Overall Length	$l2$ Flute Length	r Corner Radius	$l3$ Reach Length	$d3$ Neck Diameter	1-11	12-24	25-49	50-100	
	Decimal	Metric											
39942	.5000	1/2"	12.700	1/2"	3"	1-1/4"	.030"	-	-	76.23	72.92	69.60	66.29
40022	.6250	5/8"	15.875	5/8"	4"	1-5/8"	.030"	-	-	131.86	126.13	120.39	114.66
40082	.6299		16.000	16.0	100	40	1.0	-	-	138.81	132.77	126.74	120.70
NEW 40092	.6299		16.000	16.0	125	20	1.0	60	15.4	188.62	180.42	172.22	164.02
NEW 40102	.6299		16.000	16.0	125	20	2.0	60	15.4	188.62	180.42	172.22	164.02
40142	.7500	3/4"	19.050	3/4"	4"	1-5/8"	.030"	-	-	171.13	163.69	156.25	148.81
40182	.7874		20.000	20.0	100	40	1.0	-	-	240.22	229.78	219.33	208.89
NEW 40192	.7874		20.000	20.0	150	20	1.0	65	19.0	328.96	314.66	300.35	286.05
NEW 40202	.7874		20.000	20.0	150	20	2.0	65	19.0	328.96	314.66	300.35	286.05
NEW 40212	.7874		20.000	20.0	150	20	3.0	65	19.0	328.96	314.66	300.35	286.05

70

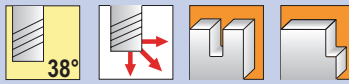
MATERIAL HARDNESS (Rc)

35

0

Series 143R

.1575" - .3150"
(4.000mm - 8.000mm)



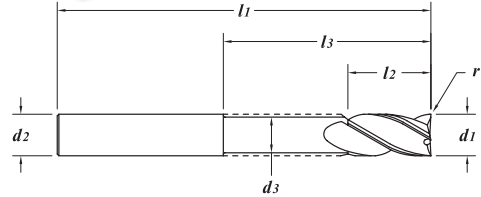
TOLERANCES

$d1$	+0.000" -0.001" (+0.000 -0.025mm)
$d2$	h6
r	+0.0005" -0.0005" (+0.0127 -0.0127mm)

Recommended for Aluminum

HSAL End Mill - 3 Flute - Corner Radius ALUMASTAR Coated

- Solid submicron grain carbide end mill - center cutting
- Specific coating engineered to repel aluminum
- Engineered to run at 750-2500 SFM (225-750 M/Min.)
- For high speed machining of aluminum
- High velocity - high metal removal rate (for spindles 10,000 RPM and above)
- Need to use properly balanced holders
- Holds perpendicularity
- Flats can be added within 48 hours



MATERIAL HARDNESS (Rc) 70
35
0

EDP#	$d1$ † Diameter		$d2$ Shank Diameter	$l1$ Overall Length	$l2$ Flute Length	r Corner Radius	$l3$ Reach Length	$d3$ Neck Diameter	1-11	12-24	25-49	50-100
	Decimal	Metric										
NEW 39113	.1181	3.000	3.0	38	6	0.2	-	-	21.41	20.48	19.55	18.62
NEW 39123	.1181	3.000	3.0	38	6	0.5	-	-	21.41	20.48	19.55	18.62
NEW 39133	.1181	3.000	3.0	38	12	0.2	-	-	21.41	20.48	19.55	18.62
NEW 39143	.1181	3.000	3.0	38	12	0.5	-	-	21.41	20.48	19.55	18.62
NEW 39153	.1250	1/8"	3.175	1/8"	1-1/2"	1/4"	.010"	-	20.78	19.88	18.97	18.07
NEW 39163	.1250	1/8"	3.175	1/8"	1-1/2"	1/4"	.020"	-	20.78	19.88	18.97	18.07
NEW 39173	.1250	1/8"	3.175	1/8"	1-1/2"	1/2"	.010"	-	20.78	19.88	18.97	18.07
NEW 39183	.1250	1/8"	3.175	1/8"	1-1/2"	1/2"	.020"	-	20.78	19.88	18.97	18.07
NEW 39193	.1575	4.000	6.0	50	8	0.2	-	-	28.90	27.64	26.39	25.13
NEW 39203	.1575	4.000	6.0	50	8	0.5	-	-	28.90	27.64	26.39	25.13
NEW 39213	.1575	4.000	6.0	50	12	0.2	-	-	28.90	27.64	26.39	25.13
39223	.1575	4.000	6.0	50	12	0.3	-	-	28.90	27.64	26.39	25.13
NEW 39225	.1575	4.000	6.0	50	12	0.5	-	-	28.90	27.64	26.39	25.13
39243	.1575	4.000	6.0	65	6	0.3	20	3.7	35.34	33.80	32.27	30.73
NEW 39253	.1575	4.000	6.0	65	6	0.5	20	3.7	35.34	33.80	32.27	30.73
NEW 39263	.1575	4.000	6.0	65	6	1.0	20	3.7	35.34	33.80	32.27	30.73
NEW 39265	.1875	3/16"	4.763	3/16"	2"	5/16"	.010"	-	21.44	20.50	19.57	18.64
NEW 39275	.1875	3/16"	4.763	3/16"	2"	5/16"	.020"	-	21.44	20.50	19.57	18.64
NEW 39280	.1875	3/16"	4.763	3/16"	2"	5/16"	.030"	-	21.44	20.50	19.57	18.64
39283	.1875	3/16"	4.763	3/16"	2"	9/16"	.010"	-	21.44	20.50	19.57	18.64
NEW 39285	.1875	3/16"	4.763	3/16"	2"	9/16"	.020"	-	21.44	20.50	19.57	18.64
39293	.1875	3/16"	4.763	3/16"	2"	9/16"	.030"	-	21.44	20.50	19.57	18.64
39303	.1875	3/16"	4.763	3/16"	3"	7/32"	.010"	3/4"	39.24	37.53	35.83	34.12
39313	.1875	3/16"	4.763	3/16"	3"	7/32"	.030"	3/4"	39.24	37.53	35.83	34.12
39343	.1969	5.000	6.0	65	16	0.3	-	-	29.82	28.52	27.23	25.93
39363	.1969	5.000	6.0	75	8	0.3	20	4.7	48.73	46.61	44.49	42.37
NEW 39373	.1969	5.000	6.0	75	8	0.5	20	4.7	48.73	46.61	44.49	42.37
NEW 39383	.1969	5.000	6.0	75	8	1.0	20	4.7	48.73	46.61	44.49	42.37
39403	.2362	6.000	6.0	65	19	0.3	-	-	28.87	27.61	26.36	25.10
39423	.2362	6.000	6.0	75	10	0.3	25	5.7	47.16	45.11	43.06	41.01
NEW 39433	.2362	6.000	6.0	75	10	0.5	25	5.7	47.16	45.11	43.06	41.01
NEW 39436	.2362	6.000	6.0	75	10	1.0	25	5.7	47.16	45.11	43.06	41.01
NEW 39439	.2362	6.000	6.0	75	10	1.5	25	5.7	47.16	45.11	43.06	41.01
NEW 39443	.2362	6.000	6.0	75	10	2.0	25	5.7	47.16	45.11	43.06	41.01

Series 143R (continued)

.3750" - .6299"
(9.525mm - 16.000mm)

HIGH PERFORMANCE
END MILLS

70

MATERIAL HARDNESS (Rc)

35

0

EDP#	$d1$ † Diameter		$d2$ Shank Diameter	$l1$ Overall Length	$l2$ Flute Length	r Corner Radius	$l3$ Reach Length	$d3$ Neck Diameter	1-11	12-24	25-49	50-100	
	Decimal	Metric											
39453	.2500	1/4"	6.350	1/4"	2-1/2"	3/4"	.010"	-	-	27.43	26.24	25.04	23.85
39463	.2500	1/4"	6.350	1/4"	2-1/2"	3/4"	.015"	-	-	27.43	26.24	25.04	23.85
39473	.2500	1/4"	6.350	1/4"	2-1/2"	3/4"	.030"	-	-	27.43	26.24	25.04	23.85
39493	.2500	1/4"	6.350	1/4"	4"	3/8"	.015"	1-1/8"	.235"	47.51	45.44	43.38	41.31
40403	.2500	1/4"	6.350	1/4"	4"	3/8"	.030"	1-1/8"	.235"	47.51	45.44	43.38	41.31
39503	.2500	1/4"	6.350	1/4"	4"	3/8"	.015"	2-1/8"	.235"	52.41	50.13	47.85	45.57
39543	.2756		7.000	8.0	65	19	0.3	-	-	41.98	40.15	38.33	36.50
39563	.2756		7.000	8.0	75	12	0.3	25	6.4	63.95	61.17	58.39	55.61
39593	.3125	5/16"	7.938	5/16"	2-1/2"	3/4"	.010"	-	-	36.29	34.72	33.14	31.56
39603	.3125	5/16"	7.938	5/16"	2-1/2"	3/4"	.015"	-	-	36.29	34.72	33.14	31.56
39613	.3125	5/16"	7.938	5/16"	2-1/2"	3/4"	.030"	-	-	36.29	34.72	33.14	31.56
39623	.3125	5/16"	7.938	5/16"	4"	7/16"	.015"	1-1/8"	.297"	62.46	59.74	57.03	54.31
39633	.3125	5/16"	7.938	5/16"	4"	7/16"	.030"	1-1/8"	.297"	62.46	59.74	57.03	54.31
39663	.3150		8.000	8.0	65	19	0.5	-	-	38.19	36.53	34.87	33.21
39683	.3150		8.000	8.0	75	12	0.5	25	7.4	58.19	55.66	53.13	50.60
39688	.3150		8.000	8.0	75	12	1.0	25	7.4	58.19	55.66	53.13	50.60
39693	.3150		8.000	8.0	75	12	2.0	25	7.4	58.19	55.66	53.13	50.60
39698	.3150		8.000	8.0	75	12	3.0	25	7.4	58.19	55.66	53.13	50.60
39703	.3750	3/8"	9.525	3/8"	2-1/2"	7/8"	.010"	-	-	42.30	40.46	38.62	36.78
39713	.3750	3/8"	9.525	3/8"	2-1/2"	7/8"	.015"	-	-	42.30	40.46	38.62	36.78
39723	.3750	3/8"	9.525	3/8"	2-1/2"	7/8"	.030"	-	-	42.30	40.46	38.62	36.78
39733	.3750	3/8"	9.525	3/8"	2-1/2"	7/8"	.060"	-	-	42.30	40.46	38.62	36.78
39763	.3750	3/8"	9.525	3/8"	4"	1/2"	.030"	2-1/8"	.355"	72.23	69.09	65.95	62.81
39773	.3750	3/8"	9.525	3/8"	4"	1/2"	.060"	2-1/8"	.355"	72.23	69.09	65.95	62.81
39783	.3750	3/8"	9.525	3/8"	6"	1/2"	.030"	4"	.355"	105.47	100.88	96.30	91.71
39803	.3937		10.000	10.0	70	24	0.5	-	-	64.87	62.05	59.23	56.41
39843	.3937		10.000	10.0	100	12	0.5	35	9.4	87.20	83.41	79.62	75.83
NEW 39848	.3937		10.000	10.0	100	12	1.0	35	9.4	87.20	83.41	79.62	75.83
NEW 39853	.3937		10.000	10.0	100	12	1.5	35	9.4	87.20	83.41	79.62	75.83
NEW 39863	.3937		10.000	10.0	100	12	2.0	35	9.4	87.20	83.41	79.62	75.83
NEW 39873	.3937		10.000	10.0	100	12	3.0	35	9.4	87.20	83.41	79.62	75.83
39883	.4724		12.000	12.0	75	32	0.5	-	-	80.24	76.75	73.26	69.77
39903	.4724		12.000	12.0	100	16	0.5	40	11.4	103.13	98.65	94.16	89.68
NEW 39907	.4724		12.000	12.0	100	16	1.0	40	11.4	103.13	98.65	94.16	89.68
NEW 39911	.4724		12.000	12.0	100	16	1.5	40	11.4	103.13	98.65	94.16	89.68
NEW 39915	.4724		12.000	12.0	100	16	2.0	40	11.4	103.13	98.65	94.16	89.68
NEW 39919	.4724		12.000	12.0	100	16	3.0	40	11.4	103.13	98.65	94.16	89.68
39923	.5000	1/2"	12.700	1/2"	3"	1-1/4"	.010"	-	-	76.23	72.92	69.60	66.29
39933	.5000	1/2"	12.700	1/2"	3"	1-1/4"	.015"	-	-	76.23	72.92	69.60	66.29
39943	.5000	1/2"	12.700	1/2"	3"	1-1/4"	.030"	-	-	76.23	72.92	69.60	66.29
39953	.5000	1/2"	12.700	1/2"	3"	1-1/4"	.060"	-	-	76.23	72.92	69.60	66.29
39963	.5000	1/2"	12.700	1/2"	3"	1-1/4"	.120"	-	-	76.23	72.92	69.60	66.29
39973	.5000	1/2"	12.700	1/2"	4"	2"	.010"	-	-	88.15	84.32	80.48	76.65
40413	.5000	1/2"	12.700	1/2"	4"	2"	.030"	-	-	88.15	84.32	80.48	76.65
40423	.5000	1/2"	12.700	1/2"	4"	2"	.060"	-	-	88.15	84.32	80.48	76.65
40433	.5000	1/2"	12.700	1/2"	4"	5/8"	.010"	2-1/8"	.475"	97.97	93.71	89.45	85.19
39983	.5000	1/2"	12.700	1/2"	4"	5/8"	.030"	2-1/8"	.475"	97.97	93.71	89.45	85.19
40443	.5000	1/2"	12.700	1/2"	4"	5/8"	.060"	2-1/8"	.475"	97.97	93.71	89.45	85.19
40453	.5000	1/2"	12.700	1/2"	4"	5/8"	.120"	2-1/8"	.475"	97.97	93.71	89.45	85.19
39993	.5000	1/2"	12.700	1/2"	6"	5/8"	.030"	4-1/8"	.475"	147.03	140.64	134.24	127.85

continued →

Series 143R (continued)

.7500" - 1.000"
(19.050mm - 25.400mm)

MATERIAL HARDNESS (Rc)
70
35
0

EDP#	$d1$ † Diameter			$d2$ Shank Diameter	$l1$ Overall Length	$l2$ Flute Length	r Corner Radius	$l3$ Reach Length	$d3$ Neck Diameter	1-11	12-24	25-49	50-100
	Decimal		Metric										
40463	.6250	5/8"	15.875	5/8"	4"	1-5/8"	.015"	-	-	131.86	126.13	120.39	114.66
40023	.6250	5/8"	15.875	5/8"	4"	1-5/8"	.030"	-	-	131.86	126.13	120.39	114.66
40473	.6250	5/8"	15.875	5/8"	4"	1-5/8"	.060"	-	-	131.86	126.13	120.39	114.66
40483	.6250	5/8"	15.875	5/8"	4"	1-5/8"	.120"	-	-	131.86	126.13	120.39	114.66
40033	.6250	5/8"	15.875	5/8"	6"	3/4"	.030"	2-3/8"	.590"	188.53	180.33	172.14	163.94
40043	.6250	5/8"	15.875	5/8"	6"	3/4"	.030"	4-3/8"	.590"	198.38	189.75	181.13	172.50
40083	.6299		16.000	16.0	100	40	1.0	-	-	138.81	132.77	126.74	120.70
40103	.6299		16.000	16.0	100	20	1.0	40	15.4	143.72	137.47	131.22	124.97
NEW 40113	.6299		16.000	16.0	125	20	2.0	60	15.4	188.62	180.42	172.22	164.02
NEW 40118	.6299		16.000	16.0	125	20	3.0	60	15.4	188.62	180.42	172.22	164.02
NEW 40123	.6299		16.000	16.0	125	20	4.0	60	15.4	188.62	180.42	172.22	164.02
40133	.7500	3/4"	19.050	3/4"	4"	1-5/8"	.015"	-	-	171.13	163.69	156.25	148.81
40143	.7500	3/4"	19.050	3/4"	4"	1-5/8"	.030"	-	-	171.13	163.69	156.25	148.81
40153	.7500	3/4"	19.050	3/4"	4"	1-5/8"	.060"	-	-	171.13	163.69	156.25	148.81
40493	.7500	3/4"	19.050	3/4"	4"	1-5/8"	.120"	-	-	171.13	163.69	156.25	148.81
40503	.7500	3/4"	19.050	3/4"	6"	1"	.015"	2-1/2"	.715"	255.04	243.95	232.86	221.77
40163	.7500	3/4"	19.050	3/4"	6"	1"	.030"	2-1/2"	.715"	255.04	243.95	232.86	221.77
40513	.7500	3/4"	19.050	3/4"	6"	1"	.060"	2-1/2"	.715"	255.04	243.95	232.86	221.77
40523	.7500	3/4"	19.050	3/4"	6"	1"	.120"	2-1/2"	.715"	255.04	243.95	232.86	221.77
40173	.7500	3/4"	19.050	3/4"	6"	1"	.030"	4-3/8"	.715"	261.96	250.57	239.18	227.79
40183	.7874		20.000	20.0	100	32	1.0	-	-	240.22	229.78	219.33	208.89
40223	.7874		20.000	20.0	100	20	1.0	40	19.0	245.12	234.47	223.81	213.15
NEW 40225	.7874		20.000	20.0	150	20	1.0	65	19.0	328.96	314.66	300.35	286.05
NEW 40226	.7874		20.000	20.0	150	20	2.0	65	19.0	328.96	314.66	300.35	286.05
NEW 40229	.7874		20.000	20.0	150	20	3.0	65	19.0	328.96	314.66	300.35	286.05
NEW 40231	.7874		20.000	20.0	150	20	4.0	65	19.0	328.96	314.66	300.35	286.05
40243	.9843		25.000	25.0	100	38	1.0	-	-	277.96	265.87	253.79	241.70
40283	.9843		25.000	25.0	100	25	1.0	50	24.0	282.87	270.57	258.27	245.97
40293	1.000	1"	25.400	1"	4"	1-5/8"	.030"	-	-	291.85	279.16	266.47	253.78
40303	1.000	1"	25.400	1"	4"	1-5/8"	.060"	-	-	291.85	279.16	266.47	253.78
40313	1.000	1"	25.400	1"	4"	1-5/8"	.120"	-	-	291.85	279.16	266.47	253.78
40343	1.000	1"	25.400	1"	6"	1-1/4"	.030"	3-3/8"	.960"	427.70	409.10	390.51	371.91
40353	1.000	1"	25.400	1"	6"	1-1/4"	.060"	3-3/8"	.960"	427.70	409.10	390.51	371.91
40363	1.000	1"	25.400	1"	6"	1-1/4"	.120"	3-3/8"	.960"	427.70	409.10	390.51	371.91

GARR TOOL Application Guide for Alumastar Coated End Mills in Aircraft Grade Aluminum

Fractional

Diameter	SLOTTING		SIDE MILLING
	Axial = .5xD	Axial = 1xD	Axial ≤ 1xD Radial ≤ .5xD
	SFM = 1500 - 2000	SFM = 750 - 1500	SFM = 1500 - 2000
	CPT = 1.5% - 3% of diameter	CPT = 1% - 2% of diameter	CPT = 2% - 3% of diameter
3/16"	.0028" - .0056"	.0018" - .0037"	.0037" - .0056"
1/4"	.0037" - .0074"	.0025" - .0050"	.0050" - .0075"
5/16"	.0052" - .0104"	.0031" - .0062"	.0062" - .0094"
3/8"	.0055" - .0110"	.0037" - .0074"	.0075" - .0112"
1/2"	.0075" - .0150"	.0050" - .0100"	.0100" - .0150"
5/8"	.0093" - .0186"	.0062" - .0125"	.0125" - .0187"
3/4"	.0112" - .0224"	.0075" - .0150"	.0150" - .0225"
1"	.0150" - .0300"	.0100" - .0200"	.0200" - .0300"

Metric

Diameter	SLOTTING		SIDE MILLING
	Axial = .5xD	Axial = 1xD	Axial ≤ 1xD Radial ≤ 0.5xD
	M/Min. = 450 - 760	M/Min. = 225 - 450	M/Min. = 450 - 760
	CPT = 1.5% - 3% of diameter	CPT = 1% - 2% of diameter	CPT = 2% - 3% of diameter
4.0	.060 - .120	.040 - .080	.080 - .120
6.0	.090 - .180	.060 - .120	.120 - .180
8.0	.120 - .240	.080 - .160	.160 - .240
10.0	.150 - .300	.100 - .200	.200 - .300
12.0	.180 - .360	.120 - .240	.240 - .360
16.0	.240 - .480	.160 - .320	.320 - .480
20.0	.300 - .600	.200 - .400	.400 - .600
25.0	.375 - .750	.250 - .500	.500 - .750

CPT = Chipload per flute (Fz)

For CAT 40 machines using tools over 5/8" diameter, speeds and feeds may need to be reduced by as much as 50%

END MILL NOTES: Climb milling recommended for best finish
 Figures shown are based on 6061 / 7075
 CAT 50 Taper holders are recommended for 3/4" and 1" diameter end mills
 In controlled slotting tests, 4000 SFM, 1% diameter Chipload Per Flute, and 50% of Dia. axial depth were obtained
 In cases for tools with slower SFM (M/Min.), reference Series 242M/842M, page 62

NOTE - ABOVE ARE STARTING PARAMETERS ONLY. HIGHER RESULTS MAY BE ACHIEVED WITH OPTIMUM CONDITIONS.

GARR TOOL®

7800 N Alger Road
Alma, Michigan 48801
800-248-9003
989-463-6171
Fax 989-463-3609

Supplement 14.2
HSAL - ADDITIONAL ITEMS
www.garrtool.com

Sold through select industrial distributors

Prices subject to change without notice