

**HIGH PERFORMANCE
SOLID CARBIDE
CUTTING TOOLS**

GARR TOOL[®]









CATALOG 12
TECH PAGES

Recommended tools for:


















BRASS, BRONZE, COPPER, MAGNESIUM

RECOMMENDED
TOOLS

DRILLS

SERIES	PAGE	COATING	DESCRIPTION
1180 	14	ALUMASTAR	Jobber length, 3 flute, High performance
1520 	52	BRIGHT	Stub length, 2 flute, General purpose
1520H 	55	HARDLUBE	Stub length, 2 flute, General purpose
1205 	66	BRIGHT	Jobber length, 2 flute, General purpose
1205H 	69	HARDLUBE	Jobber length, 2 flute, General purpose
1800H 	82	HARDLUBE	Taper length, 2 flute, Parabolic













END MILLS

SERIES	PAGE	COATING	DESCRIPTION
143M 	108	ALUMASTAR	High velocity, 3 flute, High metal removal rate
143R 	110	ALUMASTAR	High velocity, 3 flute, High metal removal rate, Corner radius
142M 	106	ALUMASTAR	High velocity, 2 flute, High metal removal rate
142B 	107	ALUMASTAR	High velocity, 2 flute, High metal removal rate
242M / 842M 	112	BRIGHT	High performance, 2 flute, For 4000-8000 RPM
253M / 853M 	115	BRIGHT	High performance, 3 flute, Profiling and finishing
253MC 	117	TiCN	High performance, 3 flute, Profiling and finishing
160M / 860M 	150	BRIGHT	Stub length, 2 flute, General purpose
180M / 980M 	153	BRIGHT	Stub length, 2 flute, General purpose
220M / 820M 	159	BRIGHT	Standard length, 2 flute, General purpose
220MC 	162	TiCN	Standard length, 2 flute, General purpose
320M / 920M 	170	BRIGHT	Standard length, 2 flute, General purpose
320MC 	173	TiCN	Standard length, 2 flute, General purpose
620M / 640M 	185	BRIGHT	Extra length, 2 flute, General purpose
620MC 	187	TiCN	Extra length, 2 flute, General purpose
720M / 740M 	196	BRIGHT	Extra length, 2 flute, General purpose
720MC 	198	TiCN	Extra length, 2 flute, General purpose

HARDENED TOOL STEELS

(generally over 45Rc)

DRILLS

SERIES	PAGE	COATING	DESCRIPTION
1580HD 	18	HELICA	Stub length, 2 flute, High performance, Common shank
1580H 	21	HARDLUBE	Stub length, 2 flute, High performance
1280H 	31	HARDLUBE	Jobber length, 2 flute, High performance
1580KD 	29	HELICA	Stub length, 2 flute, High performance, Coolant fed, Common shank
1280KD 	36	HELICA	Jobber length, 2 flute, High performance, Coolant fed, Common shank
1580KH 	24	HELICA	Stub length, 2 flute, High performance, Coolant fed
1280KH 	34	HELICA	Jobber length, 2 flute, High performance, Coolant fed
1880KH 	39	HELICA	Taper length, 2 flute, High performance, Coolant fed
1500H 	60	HARDLUBE	Stub length, 2 flute, straight flute hard metal
1510H 	49	HARDLUBE	Stub length, 2 flute, 15° helix, General purpose
1520H 	55	HARDLUBE	Jobber length, 2 flute, General purpose
1205H 	69	HARDLUBE	Jobber length, 2 flute, High performance

END MILLS









SERIES	PAGE	COATING	DESCRIPTION
545MA 	141	X.CEED	High performance, High Rc finisher
545RA 	142	X.CEED	High performance, High Rc finisher, Corner radius
545BA 	143	X.CEED	High performance, High Rc finisher
VRX 	135	X.CEED	High performance, 4 flute, Variable flute rougher/finisher
350MX / 950MX 	144	X.CEED	High performance, High Rc finisher
170MA / 870MA 	152	FUTURA	Stub length, 4 flute, General purpose
190MA / 990MA 	154	FUTURA	Stub length, 4 flute, General purpose
230MA / 830MA 	163	FUTURA	Standard length, 4 flute, General purpose
230RA / 830RA 	167	FUTURA	Standard length, 4 flute, General purpose, Corner radius
330MA / 930MA 	174	FUTURA	Standard length, 4 flute, General purpose
630MA / 650MA 	188	FUTURA	Extra length, 4 flute, General purpose
630RA 	193	FUTURA	Extra length, 4 flute, General purpose, Corner radius
730MA / 750MA 	199	FUTURA	Extra length, 4 flute, General purpose

Recommended tools for:

COMPOSITE MATERIALS

(Graphite, Plastics, Carbon Fiber)

DRILLS

SERIES	PAGE	COATING	DESCRIPTION
1180 	14	ALUMASTAR	Jobber length, 3 flute, High performance
1520H 	55	HARDLUBE	Stub length, 2 flute, General purpose
1205H 	69	HARDLUBE	Jobber length, 2 flute, General purpose
1120H 	64	HARDLUBE	Stub length, 3 flute, General purpose
1100H 	80	HARDLUBE	Jobber length, 3 flute, General purpose
1800H 	82	HARDLUBE	Taper length, 2 flute, Parabolic
1500H 	48	HARDLUBE	Stub length, 2 straight flutes, Hard Metal
152D / 152DA 	104-105	BRIGHT/TIALN	Standard length, 2 flute, Drill/Mill, 120° 4-facet drill point

END MILLS

SERIES	PAGE	COATING	DESCRIPTION
210D 	145	DIAMOND	Standard length, 4 flute
310D 	147	DIAMOND	Standard length, 4 flute
210RD 	146	DIAMOND	Standard length, 4 flute, Corner radius
610D 	148	DIAMOND	Extra length, 4 flute
710D 	149	DIAMOND	Extra length, 4 flute
143M 	108	ALUMASTAR	High velocity, 3 flute, High metal removal rate
143R 	110	ALUMASTAR	High velocity, 3 flute, High metal removal rate, Corner radius
142M 	106	ALUMASTAR	High velocity, 2 flute, High metal removal rate
142B 	107	ALUMASTAR	High velocity, 2 flute, High metal removal rate
253M / 853M 	115	BRIGHT	High performance, 3 flute, Profiling and finishing
253MC 	117	TiCN	High performance, 3 flute, Profiling and finishing
255MC 	122	TiCN	High performance, 5 flute, Profiling and finishing
220MC 	162	TiCN	Standard length, 2 flute, General purpose
320MC 	173	TiCN	Standard length, 2 flute, General purpose
620MC 	187	TiCN	Extra length, 2 flute, General purpose
720MC 	198	TiCN	Extra length, 2 flute, General purpose
154M / 154MA 	102-103	BRIGHT/TIALN	Standard length, 4 flute, Drill/Mill, Center cutting to a point
152M / 152MA 	100-101	BRIGHT/TIALN	Standard length, 2 flute, Drill/Mill, Center cutting to a point



Check out the inside back cover to see a variety of non-stock specials that we offer specifically designed for use in composite materials.













Recommended tools for:

CARBON STEELS, MEDIUM ALLOY STEELS


















(generally under 45Rc)

RECOMMENDED
TOOLS







DRILLS

SERIES	PAGE	COATING	DESCRIPTION
1580HD 	18	HELICA	Stub length, 2 flute, High performance, Common shank
1580H 	21	HARDLUBE	Stub length, 2 flute, High performance
1280H 	31	HARDLUBE	Jobber length, 2 flute, High performance
1580KD 	29	HELICA	Stub length, 2 flute, High performance, Coolant fed, Common shank
1280KD 	36	HELICA	Jobber length, 2 flute, High performance, Coolant fed, Common shank
1580KH 	24	HELICA	Stub length, 2 flute, High performance, Coolant fed
1280KH 	34	HELICA	Jobber length, 2 flute, High performance, Coolant fed
1880KH 	39	HELICA	Taper length, 2 flute, High performance, Coolant fed
1510H 	49	HARDLUBE	Stub length, 2 flute, 15° helix, General purpose
1520H 	55	HARDLUBE	Stub length, 2 flute, General purpose
1205H 	69	HARDLUBE	Jobber length, 2 flute, General Purpose
152D / 152DA 	104-105	BRIGHT/TIAlN	Standard length, 2 flute, Drill/Mill, 120° 4-facet drill point


















END MILLS

SERIES	PAGE	COATING	DESCRIPTION
V4 	128	AlCrN	High performance, 4 flute, Variable helix
VRX 	135	X.CEED	High performance, 4 flute, Variable flute rougher/finisher
VHM 	127	X.CEED	High performance, 4 flute, Variable flute hog mill rougher
253MA / 853MA 	113	X.CEED	High performance, 3 flute, Profiling and finishing
V5 	132	AlCrN	High performance, 5 flute, Variable helix
255MA / 855MA 	118	X.CEED	High performance, 5 flute
255RA / 855RA 	123	X.CEED	High performance, 5 flute, Corner radius
170MA / 870MA 	152	FUTURA	Stub length, 4 flute, General purpose
190MA / 990MA 	154	FUTURA	Stub length, 4 flute, General purpose
230MA / 830MA 	163	FUTURA	Standard length, 4 flute, General purpose
230RA / 830RA 	167	FUTURA	Standard length, 4 flute, General purpose, Corner radius
330MA / 930MA 	174	FUTURA	Standard length, 4 flute, General purpose
630MA / 650MA 	188	FUTURA	Extra length, 4 flute, General purpose
630RA 	193	FUTURA	Extra length, 4 flute, General purpose, Corner radius
730MA / 750MA 	199	FUTURA	Extra length, 4 flute, General purpose
154M / 154MA 	102-103	BRIGHT/TIAlN	Standard length, 4 flute, Drill/Mill, Center cutting to a point
152M / 152MA 	100-101	BRIGHT/TIAlN	Standard length, 2 flute, Drill/Mill, Center cutting to a point












DRILLS

SERIES	PAGE	COATING	DESCRIPTION
1180 	14	ALUMASTAR	Jobber length, 3 flute, High performance
1520 	52	BRIGHT	Stub length, 2 flute, General purpose
1520H 	55	HARDLUBE	Stub length, 2 flute, General purpose
1205 	66	BRIGHT	Jobber length, 2 flute, General purpose
1205H 	69	HARDLUBE	Jobber length, 2 flute, General purpose
1800H 	82	HARDLUBE	Taper length, 2 flute, Parabolic



















END MILLS

SERIES	PAGE	COATING	DESCRIPTION
143M 	108	ALUMASTAR	High velocity, 3 flute, High metal removal rate
143R 	110	ALUMASTAR	High velocity, 3 flute, High metal removal rate, Corner radius
142M 	106	ALUMASTAR	High velocity, 2 flute, High metal removal rate
142B 	107	ALUMASTAR	High velocity, 2 flute, High metal removal rate
242M / 842M 	112	BRIGHT	High performance, 2 flute, For 4000-8000 RPM
253M / 853M 	115	BRIGHT	High performance, 3 flute, Profiling and finishing
253MC 	117	TiCN	High performance, 3 flute, Profiling and finishing
160M / 860M 	150	BRIGHT	Stub length, 2 flute, General purpose
180M / 980M 	153	BRIGHT	Stub length, 2 flute, General purpose
220M / 820M 	159	BRIGHT	Standard length, 2 flute, General purpose
220MC 	162	TiCN	Standard length, 2 flute, General purpose
320M / 920M 	170	BRIGHT	Standard length, 2 flute, General purpose
320MC 	173	TiCN	Standard length, 2 flute, General purpose
620M / 640M 	185	BRIGHT	Extra length, 2 flute, General purpose
620MC 	187	TiCN	Extra length, 2 flute, General purpose
720M / 740M 	196	BRIGHT	Extra length, 2 flute, General purpose
720MC 	198	TiCN	Extra length, 2 flute, General purpose












DRILLS

SERIES	PAGE	COATING	DESCRIPTION
1580HD 	18	HELICA	Stub length, 2 flute, High performance, Common shank
1580H 	21	HARDLUBE	Stub length, 2 flute, High performance
1280H 	31	HARDLUBE	Jobber length, 2 flute, High performance
1580KD 	29	HELICA	Stub length, 2 flute, High performance, Coolant fed, Common shank
1280KD 	36	HELICA	Jobber length, 2 flute, High performance, Coolant fed, Common shank
1580KH 	24	HELICA	Stub length, 2 flute, High performance, Coolant fed
1280KH 	34	HELICA	Jobber length, 2 flute, High performance, Coolant fed
1880KH 	39	HELICA	Taper length, 2 flute, High performance, Coolant fed
1520H 	55	HARDLUBE	Stub length, 2 flute, General purpose
1205H 	69	HARDLUBE	Jobber length, 2 flute, General Purpose
1180 	14	ALUMASTAR	Jobber length, 3 flute, High performance





















END MILLS

SERIES	PAGE	COATING	DESCRIPTION
V4 	128	AlCrN	High performance, 4 flute, Variable helix
V5 	132	AlCrN	High performance, 5 flute, Variable helix
VRX 	135	X.CEED	High performance, 4 flute, Variable flute rougher/finisher,
253MA / 853MA 	113	X.CEED	High performance, 3 flute, Profiling and finishing
255MA / 855MA 	118	X.CEED	High performance, 5 flute
255RA / 855RA 	123	X.CEED	High performance, 5 flute, Corner radius
242M / 842M 	112	BRIGHT	High performance, 2 flute, For 4000-8000 RPM
170MA / 870MA 	152	FUTURA	Stub length, 4 flute, General purpose
190MA / 990MA 	154	FUTURA	Stub length, 4 flute, General purpose
223MA / 823MA 	163	FUTURA	Standard length, 3 flute, General purpose
230MA / 830MA 	163	FUTURA	Standard length, 4 flute, General purpose
230RA / 830RA 	167	FUTURA	Standard length, 4 flute, General purpose, Corner radius
323MA / 923MA 	174	FUTURA	Standard length, 3 flute, General purpose
330MA / 930MA 	174	FUTURA	Standard length, 4 flute, General purpose
623MA / 643MA 	188	FUTURA	Extra length, 3 flute, General purpose
630MA / 650MA 	188	FUTURA	Extra length, 4 flute, General purpose
630RA 	193	FUTURA	Extra length, 4 flute, General purpose, Corner radius
723MA / 743MA 	199	FUTURA	Extra length, 3 flute, General purpose
730MA / 750MA 	199	FUTURA	Extra length, 4 flute, General purpose














DRILLS

SERIES	PAGE	COATING	DESCRIPTION
1580HD 	18	HELICA	Stub length, 2 flute, High performance, Common shank
1580H 	21	HARDLUBE	Stub length, 2 flute, High performance
1280H 	31	HARDLUBE	Jobber length, 2 flute, High performance
1580KD 	29	HELICA	Stub length, 2 flute, High performance, Coolant fed, Common shank
1280KD 	36	HELICA	Jobber length, 2 flute, High performance, Coolant fed, Common shank
1580KH 	24	HELICA	Stub length, 2 flute, High performance, Coolant fed
1280KH 	34	HELICA	Jobber length, 2 flute, High performance, Coolant fed
1880KH 	39	HELICA	Taper length, 2 flute, High performance, Coolant fed
1510H 	49	HARDLUBE	Stub length, 2 flute, 15° helix, General purpose
1520H 	55	HARDLUBE	Stub length, 2 flute, General purpose
1205H 	69	HARDLUBE	Jobber length, 2 flute, General Purpose






END MILLS



SERIES	PAGE	COATING	DESCRIPTION
V4 	128	AlCrN	High performance, 4 flute, Variable helix
VRX 	135	X.CEED	High performance, 4 flute, Variable flute rougher/finisher
VHM 	127	X.CEED	High performance, 4 flute, Variable flute hog mill rougher
253MA / 853MA 	113	X.CEED	High performance, 3 flute, Profiling and finishing
253MC 	117	TiCN	First choice for 304/304L, High performance, 3 flute, Profiling and finishing
V5 	132	AlCrN	High performance, 5 flute, Variable helix
255MA / 855MA 	118	X.CEED	High performance, 5 flute
255RA / 855RA 	123	X.CEED	High performance, 5 flute, Corner radius
170MA / 870MA 	152	FUTURA	Stub length, 4 flute, General purpose
190MA / 990MA 	154	FUTURA	Stub length, 4 flute, General purpose
223MA / 823MA 	163	FUTURA	Standard length, 3 flute, General purpose
230MA / 830MA 	163	FUTURA	Standard length, 4 flute, General purpose
230RA / 830RA 	167	FUTURA	Standard length, 4 flute, General purpose, Corner radius
323MA / 923MA 	174	FUTURA	Standard length, 3 flute, General purpose
330MA / 930MA 	174	FUTURA	Standard length, 4 flute, General purpose
623MA / 643MA 	188	FUTURA	Extra length, 3 flute, General purpose
630MA / 650MA 	188	FUTURA	Extra length, 4 flute, General purpose
630RA 	193	FUTURA	Extra length, 4 flute, General purpose, Corner radius
723MA / 743MA 	199	FUTURA	Extra length, 3 flute, General purpose
730MA / 750MA 	199	FUTURA	Extra length, 4 flute, General purpose

DRILLS

SERIES	PAGE	COATING	DESCRIPTION
1580HD 	18	HELICA	Stub length, 2 flute, High performance, Common shank
1580H 	21	HARDLUBE	Stub length, 2 flute, High performance
1280H 	31	HARDLUBE	Jobber length, 2 flute, High performance
1580KD 	29	HELICA	Stub length, 2 flute, High performance, Coolant fed, Common shank
1280KD 	36	HELICA	Jobber length, 2 flute, High performance, Coolant fed, Common shank
1580KH 	24	HELICA	Stub length, 2 flute, High performance, Coolant fed
1280KH 	34	HELICA	Jobber length, 2 flute, High performance, Coolant fed
1880KH 	39	HELICA	Taper length, 2 flute, High performance, Coolant fed
1510H 	49	HARDLUBE	Stub length, 2 flute, Slow helix, General purpose
1520H 	55	HARDLUBE	Stub length, 2 flute, General purpose
1205H 	69	HARDLUBE	Jobber length, 2 flute, General Purpose
1120H 	64	HARDLUBE	Stub length, 3 flute, General purpose
1100H 	80	HARDLUBE	Jobber length, 3 flute, General Purpose

END MILLS

SERIES	PAGE	COATING	DESCRIPTION
V4 	128	AlCrN	High performance, 4 flute, Variable helix
VRX 	135	X.CEED	High performance, 4 flute, Variable flute rougher/finisher
VHM 	127	X.CEED	High performance, 4 flute, Variable flute hog mill rougher
V5 	132	AlCrN	High performance, 5 flute, Variable helix
545MA 	141	X.CEED	High performance, High Rc finisher
545RA 	142	X.CEED	High performance, High Rc finisher, Corner radius
545BA 	143	X.CEED	High performance, High Rc finisher
255MA / 855MA 	118	X.CEED	High performance, 5 flute
255RA / 855RA 	123	X.CEED	High performance, 5 flute, Corner radius
170MA / 870MA 	152	FUTURA	Stub length, 4 flute, General purpose
190MA / 990MA 	154	FUTURA	Stub length, 4 flute, General purpose
230MA / 830MA 	163	FUTURA	Standard length, 4 flute, General purpose
230RA / 830RA 	167	FUTURA	Standard length, 4 flute, General purpose, Corner radius
330MA / 930MA 	174	FUTURA	Standard length, 4 flute, General purpose
630MA / 650MA 	188	FUTURA	Extra length, 4 flute, General purpose
630RA 	193	FUTURA	Extra length, 4 flute, General purpose, Corner radius
730MA / 750MA 	199	FUTURA	Extra length, 4 flute, General purpose



CONTENTS

Troubleshooting Guide - End Mills	222
Troubleshooting Guide - Drills	223
Troubleshooting Guide - Reamers	224
Formulas	225
Tool Coating Types	226
SFM/RPM Conversion Charts	227
General Milling Guide - <i>fractional</i>	228
High Performance Milling Guide - <i>fractional</i>	229
General Milling Guide - <i>metric</i>	230
High Performance Milling Guide - <i>metric</i>	231
Alumastar Coated Milling Application Guide	232
VRX/VHM Milling Application Guide	233
V4 High Speed Milling Guide - <i>fractional</i>	234
V4 High Speed Milling Guide - <i>metric</i>	235
V5 High Speed Milling Guide - <i>fractional</i>	236
V5 High Speed Milling Guide - <i>metric</i>	237
High Rc Finisher Milling Guide - <i>fractional</i>	238
High Rc Finisher Milling Guide - <i>metric</i>	239
Die Mold Cutter Milling Guide - <i>fractional</i>	240
Die Mold Cutter Milling Guide - <i>metric</i>	241
Diamond Coated Milling Guide	242
Reaming Guide	243
Drill Mills, Chamfering - <i>fractional</i>	244
Drill Mills, Chamfering - <i>metric</i>	245
Drill Mills, Through Hole - <i>fractional</i>	246
Drill Mills, Through Hole - <i>metric</i>	247
Drill Mills, Solid - <i>fractional</i>	248
Drill Mills, Solid - <i>metric</i>	249
Drilling Guide - <i>fractional</i>	250
Drilling Guide - <i>metric</i>	252
High Performance Mini Drills Guide - <i>fractional</i>	254
High Performance Mini Drills Guide - <i>metric</i>	255
High Performance Drilling Guide - <i>fractional</i>	256
High Performance Drilling Guide - <i>metric</i>	257
3-Flute for Aluminum Drilling Guide	258
Decimal Equivalent Chart	259

Troubleshooting for End Mills

PROBLEM	SUGGESTIONS
Chipping	Check part rigidity
	Verify speeds and feeds
	Confirm concentricity of end mill in holder
	Decrease ramp angle or slow down approach
	Check coolant flow and location
Breakage	Decrease feed rate
	Decrease axial depth
	Use shorter tool or stub holder
	Resharpen earlier
Chattering	Too light of a cut
	Leave more stock for finish pass
	Decrease axial depth
	Adjust speeds and feeds
Part finish	Confirm concentricity of end mill in holder
	Decrease feed rate
	Use different style of end mill
	Check coolant flow and location
	Check part rigidity
Burr	Change end mill sooner / too much wear
	Verify speeds and feeds
	Increase spindle speed
	Decrease feed rate
	Use different style of end mill
Excessive noise	Check part rigidity
	Verify speeds and feeds
	Too light of a cut
	Confirm concentricity of end mill in holder
Tool life	Work material harder than expected
	Verify speeds and feeds
	Recutting chips
	Too light of a cut
	Use different style of end mill
Wear	Speed too fast
	Too light of a feed
	Confirm concentricity of end mill in holder
	Verify speeds and feeds
Chip welding	Verify speeds and feeds
	Check coolant flow and location
	Use different style of end mill
	Check coolant flow and location
Chip packing	Decrease axial depth
	Adjust speeds and feeds
	Use different style of end mill
	Check coolant flow and location
Wall not straight	Decrease feed rate
	Decrease axial depth
	Use shorter tool or stub holder
	Use different style of end mill

Troubleshooting for Drills

PROBLEM	SUGGESTIONS
Chipping on point	Reduce feed rate
	Check part rigidity
	Constant feed rate
	Verify speeds and feeds
	Minimum drill overhang
Chipping on O.D.	Reduce number of peck cycles
	Reduce feed rate
	Confirm concentricity of drill in holder
	Check coolant flow and location
	Check part rigidity
Breakage	Reduce feed rate
	Check your program - is 'R' clearing the part
	Check coolant flow and location
	Check part rigidity
Heavy wear on corners	Increase feed rate
	Check coolant flow and location
	Confirm concentricity of drill in holder
	Check part rigidity
Long, stringy chips	Increase feed rate
	Increase hone relief
	Constant feed rate
	Increase number of peck cycles
Excessive noise	Check drill
	Check part rigidity
	Check for proper speeds and feeds
Tool life	Lower speeds and feeds
	Check coolant flow and location
	Confirm concentricity of drill in holder
	Confirm coolant concentration
Hole too small	Increase feed rate
	Confirm coolant concentration
	Confirm drill diameter
Hole too large	Reduce feed rate
	Slow feed rate to start hole
	Increase RPMs
	Spot hole
Chip welding	Increase RPMs by 20%
	Confirm coolant concentration
	Check coolant flow and location
Chip packing	Add a peck cycle to clear chips
	Increase RPMs
	Reduce feed rate
	Check coolant flow and location

Troubleshooting for Reamers

PROBLEM	SUGGESTIONS
Hole diameter too large	Check part rigidity
	Verify speeds and feeds
	Confirm concentricity of reamer in holder
	Confirm diameter of reamer
Hole diameter too small	Check coolant flow and location
	Leave more stock before reaming
	Reamer worn
	Check coolant flow and concentration
Hole not straight	Resharpen earlier
	Hole was not drilled properly
	Leave more stock before reaming
	Confirm concentricity of reamer in holder
Part finish	Check part rigidity
	Reamer worn
	Verify speeds and feeds
	Confirm concentricity of reamer in holder
	Check coolant flow and location
Tool life	Check part rigidity
	Work material harder than expected
	Verify speeds and feeds
	Not evacuating chips properly
Wear	Too light of a cut
	Speed too fast
	Too light of a feed
	Confirm concentricity of reamer in holder
Not evacuating	Check coolant flow, location, and concentration
	Verify speeds and feeds
	Reamer worn

$$SFM = \frac{\pi \times \text{Dia.} \times \text{RPM}}{12}$$

$$CPT = \frac{IPM}{\text{RPM} \times \text{Number of teeth}}$$

$$\text{RPM} = \frac{\text{SFM} \times 3.82}{\text{Dia.}}$$

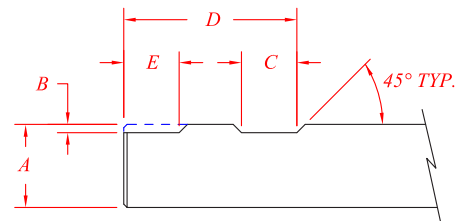
$$IPM = \text{RPM} \times \text{Number of teeth} \times \text{CPT}$$

Chip Thinning theory:

$$\left(\frac{\text{Radius of tool dia.}}{\text{Radial engagement}} \right)^2 = a$$

$$a \times \text{CPT} = \text{Actual CPT}$$

STANDARD WELDON SHANK DIMENSIONS					
Diameter (A)	B	C	D	E	
3/8"	.3750"	.050"-.065"	.280"-.282"	.921"	-
7/16"	.4375"	.050"-.065"	.312"-.314"	.991"	-
1/2"	.5000"	.060"-.075"	.330"-.332"	1.055"	-
9/16"	.5625"	.065"-.080"	.400"-.402"	1.154"	-
5/8"	.6250"	.065"-.080"	.400"-.402"	1.154"	-
3/4"	.7500"	.075"-.090"	.455"-.457"	1.242"	-
7/8"	.8750"	.065"-.080"	.455"-.457"	1.242"	.500"
1"	1.0000"	.075"-.090"	.515"-.517"	1.398"	.500"
1-1/4"	1.2500"	.094"-.109"	.515"-.517"	1.398"	.500"



h6 TOLERANCE FOR SHRINK FIT HOLDERS <i>(as taken from the Machinery's Handbook)</i>		
SHANK DIAMETER		TOLERANCE
Decimal	Nominal	
≤ .1181"	≤ 3mm	-.00000" / -.00024"
> .1181" - .2362"	> 3mm - 6mm	-.00000" / -.00032"
> .2362" - .3937"	> 6mm - 10mm	-.00000" / -.00035"
> .3937" - .7087"	> 10mm - 18mm	-.00000" / -.00043"
> .7087" - 1.1811"	> 18mm - 30mm	-.00000" / -.00050"
> 1.1811"	> 30mm	-.00000" / -.00050"

For additional help:

Check out the MC-20 machinist calculator or, if you have a smartphone, search for the feedrate calculator from the App Store.

Tool Coatings




TiN
(Titanium Nitride)

General purpose coating - low heat resistance. Good lubricity.



TiCN
(Titanium Carbonitride)

Good abrasion resistance. Recommended for aluminum, brass and bronze applications. Low heat resistance - good lubricity.



TiALN - Balinit® FUTURA
(Titanium Aluminum Nitride)

Multi-layer coating with good thermal stability for increased speeds and feeds. For semi-dry to dry cutting of most steels, high-nickel alloys, stainless steel and cast iron. Excellent heat resistance, good lubricity. For materials that are 40Rc and under.



Balinit® X.CEED

A single-layer coating whose hardness, oxidation resistance and thermal stability were optimized for material hardness above 52 HRC and high-speed machining of materials that are difficult to work (titanium alloys, Inconel). Competes with ALTiN.



ALUMASTAR®
(Titanium Diboride - TiB₂)

A thin film coating with a low affinity for aluminum, ideal for machining aluminum alloys. The resistance to adhesion of aluminum allows higher speeds or feeds. Coating thickness is intentionally kept lower in order to maintain a sharp edge.



CRYSTALLINE DIAMOND
(CVD)

Improved productivity in composites and non-ferrous metals. Excellent choice for cutting graphite, fiberglass, and silicon-based aluminum. Can be added to a special for milling or drilling applications.



Balinit® AlCrN-based

Aluminum Chromium-based coatings have excellent wear resistance, thermal shock stability, and hot hardness. Well suited for Titanium, Inconel, and carbon fiber.



Balinit® HARDLUBE

Multi-layer coating with thermal stability and lubricating properties needed for the drilling of steels, high-nickel alloys, stainless steel, cast iron, aluminum, brass, and bronze. Excellent heat resistance, great lubricity.



Balinit® HELICA

G6 Generation coating. Greater abrasion resistance, extra shear strength, lower adhesion tendency, maximum toughness and a very smooth surface achieve a quantum leap in drilling performance. This coating is particularly advantageous for carbide drills. Helica is part of the AlCrN-based coatings.

SFM (M/Min.) / RPM Conversion Charts

Fractional

SFM	DIAMETER														
	.0625"	.0938"	.1250"	.1562"	.1875"	.2188"	.2500"	.3125"	.3750"	.4375"	.5000"	.6250"	.7500"	.8750"	1.000"
	1/16"	3/32"	1/8"	5/32"	3/16"	7/32"	1/4"	5/16"	3/8"	7/16"	1/2"	5/8"	3/4"	7/8"	1"
	RPM														
50	3050	2040	1530	1220	1020	875	765	610	510	440	380	310	250	220	190
75	4580	3060	2290	1830	1530	1310	1150	920	760	570	570	460	380	330	285
100	6100	4080	3050	2450	2040	1750	1530	1220	1020	760	760	610	510	440	385
125	7630	5100	3820	3050	2550	2180	1920	1530	1270	950	950	770	630	550	475
150	9150	6120	4570	3670	3060	2620	2290	1830	1530	1140	1140	920	760	660	575
175	10,680	7140	5350	4270	3570	3060	2680	2140	1780	1330	1330	1080	880	770	665
200	12,200	8150	6100	4900	4070	3500	3100	2450	2000	1500	1500	1200	1000	875	750
300	18,500	12,200	9200	7300	6100	5250	4600	3700	3100	2300	2300	1800	1500	1300	1100
400	24,500	16,300	12,200	9800	8150	7000	6100	4900	4100	3050	3050	2450	2050	1750	1525
500	30,500	20,400	15,300	12,200	10,200	8700	7600	6100	5100	3800	3800	3100	2500	2200	1900
750	45,800	36,700	22,900	18,300	15,300	13,100	11,500	9200	7600	5700	5700	4600	3800	3770	2850
1000	-	40,800	30,600	24,500	20,400	17,500	15,300	12,200	10,200	7650	7650	6100	5100	4400	3800
1500	-	-	40,800	36,700	30,600	26,200	22,900	18,300	15,300	11,300	11,300	9200	7600	6500	5700
2000	-	-	-	49,000	40,800	35,000	30,600	24,400	20,400	15,300	15,300	12,200	10,200	8700	7600
3000	-	-	-	-	-	52,500	45,900	36,600	30,600	22,900	22,900	18,300	15,300	13,100	11,400
4000	-	-	-	-	-	-	-	48,800	40,800	30,600	30,600	24,400	20,400	17,500	15,200
5000	-	-	-	-	-	-	-	-	51,000	38,200	38,200	30,600	25,500	21,800	19,000

Metric

M/Min.	DIAMETER														
	.0394"	.0787"	.1181"	.1575"	.1969"	.2362"	.3150"	.3937"	.4724"	.5512"	.6299"	.7087"	.7874"	.8661"	.9843"
	1.0	2.0	3.0	4.0	5.0	6.0	8.0	10.0	12.0	14.0	16.0	18.0	20.0	22.0	25.0
	RPM														
15	4800	2400	1600	1200	960	800	600	480	400	340	300	265	240	220	190
22	7000	3500	2300	1750	1400	1170	875	700	585	500	440	390	350	320	280
30	10,000	4800	3200	2400	1900	1590	1200	955	800	685	600	530	480	440	380
38	12,100	6000	4000	3025	2420	2020	1515	1210	1000	870	760	670	600	550	485
45	14,300	7200	4800	3600	2870	2390	1790	1430	1200	1020	900	800	710	650	575
53	16,880	8440	5630	4220	3375	2815	2110	1690	1400	1200	1055	940	845	770	675
60	19,110	9550	6370	4780	3825	3185	2390	1910	1590	1365	1200	1060	955	870	765
90	28,770	14,350	9550	7165	5735	4780	3585	2870	2390	2050	1790	1590	1430	1300	1150
120	38,220	19,100	12,750	9550	7645	6370	4780	3820	3185	2730	2490	2120	1910	1740	1530
150	47,770	23,885	15,925	11,950	9550	7965	5970	4780	3980	3410	2990	2650	2390	2170	1900
230	-	36,625	24,400	18,315	14,650	12,210	9150	7325	6100	5230	4580	4070	3660	3330	2930
300	-	47,770	31,850	23,885	19,110	15,925	11,950	9550	7960	6825	5970	5300	4780	4340	3820
450	-	-	47,770	35,830	28,660	23,885	17,915	14,330	11,950	10,240	8960	7960	7170	6510	5730
600	-	-	-	47,770	38,220	31,850	23,885	19,100	15,920	13,650	12,000	10,600	9550	8685	7600
900	-	-	-	-	-	47,770	35,830	28,660	23,885	20,475	17,900	15,900	14,330	13,030	11,500
1200	-	-	-	-	-	-	47,770	38,210	31,850	27,300	23,885	21,230	19,100	17,370	15,300
1500	-	-	-	-	-	-	-	47,770	39,810	34,210	29,860	26,540	23,885	21,710	19,100

General Solid Carbide Milling Guide

Fractional

Type	Rc Hardness	MILLING SFM (Vc)					CHIPLOAD PER FLUTE (Fz)				
		2 flute stub / std.	2 flute extra length	3 & 4 flute stub / std.	3 & 4 flute extra length	Diamond Coated	1/32" - 1/8"	1/8" - 1/4"	1/4" - 1/2"	1/2" - 1"	1" - 1-1/4"
COBALT BASE ALLOYS											
Powdered Metal, Stellite, Hs-21, Haynes 25/188, X-40, L-605	< 35	-	-	175 - 225	150 - 200	-	.0005" - .0010"	.0008" - .0020"	.0010" - .0030"	.0020" - .0040"	.0030" - .0050"
	> 35	-	-	125 - 175	100 - 150	-	.0003" - .0005"	.0005" - .0015"	.0010" - .0020"	.0010" - .0030"	.0020" - .0040"
NICKEL BASE ALLOYS											
Invar, Kovar, Inconel-625/718, Waspalloy, Rene, Hastalloy, A286	< 35	-	-	125 - 175	100 - 150	-	.0005" - .0010"	.0008" - .0020"	.0010" - .0030"	.0020" - .0040"	.0030" - .0050"
	> 35	-	-	70 - 115	70 - 100	-	.0003" - .0005"	.0005" - .0015"	.0010" - .0020"	.0010" - .0030"	.0020" - .0040"
IRON BASE ALLOYS											
Incoloy 800-802, Multimet N-155, Timkin 16-25-6, Carpenter 22-b3	< 35	-	-	175 - 225	150 - 200	-	.0005" - .0010"	.0008" - .0020"	.0010" - .0030"	.0020" - .0040"	.0030" - .0050"
	> 35	-	-	125 - 175	100 - 150	-	.0003" - .0005"	.0005" - .0015"	.0010" - .0020"	.0010" - .0030"	.0020" - .0040"
MONEL											
Monel - 65% Nickel		175 - 300	125 - 175	175 - 300	125 - 175	-	.0007" - .0015"	.0010" - .0025"	.0015" - .0040"	.0030" - .0050"	.0040" - .0060"
TITANIUM ALLOYS											
Commercially Pure, 6Al-4V, Astm 1/2/3, 6Al-25N-4Zr-2Mo-Si		200 - 300	125 - 250	200 - 300	125 - 250	-	.0007" - .0015"	.0010" - .0025"	.0015" - .0040"	.0030" - .0050"	.0040" - .0060"
	5553 / Beta Titanium	-	-	125 - 225	100 - 200	-	.0005" - .0010"	.0008" - .0020"	.0010" - .0030"	.0020" - .0040"	.0030" - .0050"
STAINLESS STEELS											
13/8, 15/5, 17-4, pH Types	< 35	-	-	150 - 250	100 - 150	-	.0005" - .0010"	.0008" - .0020"	.0010" - .0030"	.0020" - .0040"	.0030" - .0050"
	> 35	-	-	125 - 175	80 - 150	-	.0003" - .0005"	.0005" - .0015"	.0010" - .0020"	.0010" - .0030"	.0020" - .0040"
Inox, 200 Series, 300 Series	< 35	-	-	200 - 250	125 - 175	-	.0005" - .0010"	.0008" - .0020"	.0010" - .0030"	.0020" - .0040"	.0030" - .0050"
	> 35	-	-	150 - 200	100 - 150	-	.0003" - .0005"	.0005" - .0015"	.0010" - .0020"	.0010" - .0030"	.0020" - .0040"
304L, 316L, Nitronic 50, Inox	< 35	-	-	90 - 125	80 - 120	-	.0005" - .0008"	.0008" - .0015"	.0010" - .0020"	.0020" - .0040"	.0030" - .0050"
	> 35	-	-	75 - 110	60 - 90	-	.0003" - .0005"	.0005" - .0010"	.0010" - .0015"	.0010" - .0030"	.0020" - .0040"
400 Series	< 35	-	-	150 - 250	100 - 150	-	.0005" - .0010"	.0008" - .0020"	.0010" - .0030"	.0020" - .0040"	.0030" - .0050"
	> 35	-	-	125 - 175	80 - 150	-	.0003" - .0005"	.0005" - .0015"	.0010" - .0020"	.0010" - .0030"	.0020" - .0040"
HIGH STRENGTH TOOL STEELS											
4140, 4340, 6150, 5210, A2, D2, P20, H11, H13, S2, O1	< 30	-	-	150 - 225	125 - 175	-	.0005" - .0010"	.0008" - .0020"	.0010" - .0030"	.0020" - .0040"	.0030" - .0050"
	30 - 38	-	-	90 - 125	80 - 120	-	.0003" - .0005"	.0005" - .0015"	.0010" - .0020"	.0010" - .0030"	.0020" - .0040"
	> 38	-	-	60 - 90	50 - 80	-	.0002" - .0004"	.0003" - .0007"	.0008" - .0015"	.0010" - .0025"	.0015" - .0035"
MEDIUM ALLOY TOOL STEELS											
200, 250, 300, 8620	< 35	-	-	175 - 250	150 - 200	-	.0007" - .0015"	.0010" - .0025"	.0015" - .0040"	.0030" - .0050"	.0040" - .0060"
	> 35	-	-	100 - 175	100 - 150	-	.0005" - .0010"	.0008" - .0020"	.0010" - .0030"	.0020" - .0040"	.0030" - .0050"
CARBON STEELS											
A36, 12L14, 1000's, 1100's, 1300's	< 35	-	-	175 - 250	150 - 200	-	.0007" - .0015"	.0010" - .0025"	.0015" - .0040"	.0030" - .0050"	.0040" - .0060"
	> 35	-	-	100 - 175	100 - 150	-	.0005" - .0010"	.0008" - .0020"	.0010" - .0030"	.0020" - .0040"	.0030" - .0050"
CAST MATERIAL											
Steel		225 - 325	175 - 250	250 - 350	175 - 250	-	.0010" - .0020"	.0015" - .0040"	.0020" - .0060"	.0030" - .0100"	.0050" - .0100"
Ductile Iron		200 - 300	125 - 200	200 - 300	125 - 200	-	.0005" - .0015"	.0010" - .0030"	.0015" - .0040"	.0020" - .0060"	.0030" - .0080"
Gray Iron		225 - 325	175 - 250	250 - 350	175 - 250	-	.0010" - .0020"	.0015" - .0040"	.0020" - .0060"	.0030" - .0100"	.0050" - .0100"
Aluminum		250 - 350	250 - 350	250 - 350	250 - 350	-	.0010" - .0020"	.0015" - .0040"	.0020" - .0060"	.0030" - .0100"	.0050" - .0100"
ALUMINUM											
Aircraft Grade (6061, 7075)	Standard Speed	300 - 500	300 - 500	300 - 500	300 - 500	-	.0010" - .0020"	.0015" - .0040"	.0020" - .0060"	.0030" - .0100"	.0050" - .0150"
	High Speed	(SEE HIGH SPEED ALUMINUM CHART - PAGE 232)									
MAGNESIUM											
		300 - 500	300 - 500	300 - 500	300 - 500	-	.0010" - .0020"	.0015" - .0040"	.0020" - .0060"	.0030" - .0100"	.0050" - .0100"
COPPER											
Copper Alloys		300 - 400	250 - 350	300 - 450	250 - 350	-	.0007" - .0015"	.0010" - .0025"	.0015" - .0035"	.0020" - .0080"	.0040" - .0100"
BRASS, BRONZE											
Brass, Aluminum/Bronze, Low Silicon Bronze		300 - 400	200 - 300	275 - 375	200 - 300	-	.0007" - .0015"	.0010" - .0025"	.0015" - .0035"	.0020" - .0080"	.0040" - .0100"
COMPOSITE MATERIAL											
Glass Epoxy, Fiberglass, Plastics		200 - 400	200 - 400	200 - 400	200 - 500		.0010" - .0020"	.0015" - .0040"	.0020" - .0060"	.0030" - .0100"	.0050" - .0100"
Graphite, G10		(SEE GRAPHITE CHART - PAGE 242)				300 - 1000	.0010" - .0020"	.0015" - .0040"	.0020" - .0060"	.0030" - .0100"	.0050" - .0100"

When plunging into a solid, drop feed by approximately 50%.

NOTE - ABOVE ARE STARTING PARAMETERS ONLY. HIGHER RESULTS MAY BE ACHIEVED WITH OPTIMUM CONDITIONS.

High Performance Solid Carbide Milling Guide

Fractional

Type	Rc Hardness	MILLING SFM (Vc)				CHIPLOAD PER FLUTE (Fz)		
		Aluminum Series		All Other High Performance Series		1/8" - 1/4"	1/4" - 1/2"	1/2" - 1"
		Uncoated	Coated	Uncoated	X.Ceed Coated			
COBALT BASE ALLOYS								
Powdered Metal, Stellite, Hs-21, Haynes 25/188, X-40, L-605	< 35	-	-	200 - 275	275 - 400	.0008" - .0020"	.0010" - .0030"	.0020" - .0040"
	> 35	-	-	125 - 175	175 - 250	.0005" - .0015"	.0010" - .0020"	.0010" - .0030"
NICKEL BASE ALLOYS								
Invar, Kovar, Inconel-625/718, Waspalloy, Rene, Hastalloy, A286	< 35	-	-	150 - 200	200 - 300	.0008" - .0020"	.0010" - .0030"	.0020" - .0040"
	> 35	-	-	90 - 125	125 - 200	.0005" - .0015"	.0010" - .0020"	.0010" - .0030"
IRON BASE ALLOYS								
Incoloy 800-802, Multimet N-155, Timkin 16-25-6, Carpenter 22-b3	< 35	-	-	200 - 300	250 - 350	.0008" - .0020"	.0010" - .0030"	.0020" - .0040"
	> 35	-	-	150 - 200	200 - 250	.0005" - .0015"	.0010" - .0020"	.0010" - .0030"
MONEL								
Monel - 65% Nickel		-	-	200 - 300	275 - 400	.0010" - .0025"	.0015" - .0040"	.0030" - .0050"
TITANIUM ALLOYS								
Commercially Pure, 6Al-4V, Astm 1/2/3, 6Al-25N-4Zr-2Mo-Si		125 - 300	250 - 400	150 - 300	250 - 400	.0005" - .0012"	.0010" - .0025"	.0015" - .0040"
5553 / Beta Titanium		-	-	100 - 200	150 - 250	.0004" - .0010"	.0008" - .0020"	.0010" - .0030"
STAINLESS STEELS								
13/8, 15/5, 17-4, pH Types	< 35	-	-	200 - 350	250 - 300	.0008" - .0020"	.0010" - .0030"	.0020" - .0040"
	> 35	-	-	150 - 250	200 - 250	.0005" - .0015"	.0010" - .0020"	.0010" - .0030"
Inox, 200 Series, 300 Series	< 35	-	-	250 - 350	300 - 400	.0008" - .0020"	.0010" - .0030"	.0020" - .0040"
	> 35	-	-	175 - 275	225 - 300	.0005" - .0015"	.0010" - .0020"	.0010" - .0030"
304L, 316L, Nitronic 50, Inox	< 35	-	-	125 - 200	250 - 300	.0008" - .0015"	.0010" - .0020"	.0020" - .0040"
	> 35	-	-	90 - 125	200 - 250	.0005" - .0010"	.0010" - .0015"	.0010" - .0030"
400 Series	< 35	-	-	200 - 350	250 - 300	.0008" - .0020"	.0010" - .0030"	.0020" - .0040"
	> 35	-	-	150 - 250	200 - 250	.0005" - .0015"	.0010" - .0020"	.0010" - .0030"
HIGH STRENGTH TOOL STEELS								
4140, 4340, 6150, 5210, A2, D2, P20, H11, H13, S2, O1	< 30	-	-	225 - 300	250 - 350	.0008" - .0020"	.0010" - .0030"	.0020" - .0040"
	30 - 38	-	-	125 - 200	150 - 250	.0005" - .0015"	.0010" - .0020"	.0010" - .0030"
	> 38	(SEE HIGH ROCKWELL CHART - PAGES 238-239)						
MEDIUM ALLOY TOOL STEELS								
200, 250, 300, 8620	< 35	-	-	250 - 350	250 - 400	.0010" - .0025"	.0015" - .0040"	.0030" - .0050"
	> 35	-	-	150 - 200	150 - 300	.0008" - .0020"	.0010" - .0030"	.0020" - .0040"
CARBON STEELS								
Platinum, A36, 12L14, 1000's, 1100's, 1300's	< 35	-	-	250 - 350	300 - 500	.0010" - .0025"	.0015" - .0040"	.0030" - .0050"
	> 35	-	-	150 - 200	250 - 400	.0008" - .0020"	.0010" - .0030"	.0020" - .0040"
CAST MATERIAL								
Steel		-	-	175 - 250	250 - 350	.0015" - .0040"	.0020" - .0060"	.0030" - .0100"
Ductile Iron		-	-	200 - 300	250 - 400	.0015" - .0040"	.0020" - .0060"	.0030" - .0100"
Gray Iron		-	-	175 - 250	200 - 400	.0015" - .0040"	.0020" - .0060"	.0030" - .0100"
Aluminum		300 - 400	350 - 500	300 - 400	-	.0015" - .0040"	.0020" - .0060"	.0030" - .0100"
ALUMINUM								
Aircraft Grade (6061, 7075)	Standard Speed	300 - 400	300 - 600	200 - 400	300 - 500	.0015" - .0040"	.0020" - .0060"	.0030" - .0100"
	High Speed	(SEE HIGH SPEED ALUMINUM CHART - PAGE 232)						
MAGNESIUM								
		200 - 300	200 - 500	200 - 300	300 - 500	.0015" - .0040"	.0020" - .0060"	.0030" - .0100"
COPPER								
Copper Alloys		200 - 300	300 - 500	200 - 300	300 - 500	.0010" - .0025"	.0015" - .0035"	.0020" - .0080"
BRASS, BRONZE								
Brass, Aluminum/Bronze, Low Silicon Bronze		200 - 300	300 - 500	200 - 300	200 - 400	.0010" - .0025"	.0015" - .0035"	.0020" - .0080"

Beryllium added to any material adds hardness and some nickel content. If tool displays chatter, increase feed (IPM) up to 30% and reduce speed (RPM) by 10%. More detailed information is available on succeeding pages regarding the following materials: Aluminum, High Rockwell Steels, Graphite, and VRX end mills

NOTE - ABOVE ARE STARTING PARAMETERS ONLY. HIGHER RESULTS MAY BE ACHIEVED WITH OPTIMUM CONDITIONS.

General Solid Carbide Milling Guide

Metric

TECHNICAL

Type	Rc Hardness	MILLING M/Min. (Vc)					CHIPLOAD PER FLUTE (Fz)				
		2 flute stub / std.	2 flute extra length	3 & 4 flute stub / std.	3 & 4 flute extra length	DIAMOND COATED	1.0 - 3.0	3.0 - 6.0	6.0 - 12.0	12.0 - 25.0	25.0 - 32.0
COBALT BASE ALLOYS											
Powdered Metal, Stellite, Hs-21, Haynes 25/188, X-40, L-605	< 35	-	-	50 - 70	45 - 60	-	.010 - .025	.020 - .050	.025 - .075	.050 - .100	.075 - .125
	> 35	-	-	35 - 50	30 - 45	-	.005 - .015	.010 - .035	.025 - .050	.025 - .075	.050 - .100
NICKEL BASE ALLOYS											
Invar, Kovar, Inconel-625/718, Waspalloy, Rene, Hastalloy, A286	< 35	-	-	35 - 50	30 - 45	-	.010 - .025	.020 - .050	.025 - .075	.050 - .100	.075 - .125
	> 35	-	-	20 - 35	15 - 25	-	.005 - .015	.010 - .035	.025 - .050	.025 - .075	.050 - .100
IRON BASE ALLOYS											
Incoloy 800-802, Multimet N-155, Timkin 16-25-6, Carpenter 22-b3	< 35	-	-	50 - 70	45 - 60	-	.010 - .025	.020 - .050	.025 - .075	.050 - .100	.075 - .125
	> 35	-	-	35 - 50	30 - 45	-	.005 - .015	.010 - .035	.025 - .050	.025 - .075	.050 - .100
MONEL											
Monel - 65% Nickel		50 - 90	35 - 50	50 - 90	35 - 50	-	.015 - .035	.025 - .065	.035 - .100	.075 - .125	.100 - .150
TITANIUM ALLOYS											
Commercially Pure, 6Al-4V, Astm 1/2/3, 6Al-25N-4Zr-2Mo-Si		60 - 90	35 - 75	60 - 90	35 - 75	-	.015 - .035	.025 - .065	.035 - .100	.075 - .125	.100 - .150
	5553 / Beta Titanium	-	-	35 - 65	30 - 60	-	.010 - .025	.020 - .050	.025 - .075	.050 - .100	.075 - .125
STAINLESS STEELS											
13/8, 15/5, 17-4, pH Types	< 35	-	-	45 - 75	30 - 45	-	.010 - .025	.020 - .050	.025 - .075	.050 - .100	.075 - .125
	> 35	-	-	35 - 50	25 - 45	-	.005 - .015	.010 - .035	.025 - .050	.025 - .075	.050 - .100
Inox, 200 Series, 300 Series	< 35	-	-	60 - 80	40 - 55	-	.010 - .025	.020 - .050	.025 - .075	.050 - .100	.075 - .125
	> 35	-	-	45 - 60	30 - 45	-	.005 - .015	.010 - .035	.025 - .050	.025 - .075	.050 - .100
304L, 316L, Nitronic 50, Inox	< 35	-	-	25 - 40	25 - 35	-	.010 - .020	.020 - .035	.025 - .050	.035 - .075	.050 - .100
	> 35	-	-	20 - 35	15 - 25	-	.005 - .015	.010 - .025	.025 - .035	.025 - .050	.035 - .075
400 Series	< 35	-	-	45 - 75	30 - 45	-	.010 - .025	.020 - .050	.025 - .075	.050 - .100	.075 - .125
	> 35	-	-	35 - 50	25 - 40	-	.005 - .015	.010 - .035	.025 - .050	.025 - .075	.050 - .100
HIGH STRENGTH TOOL STEELS											
4140, 4340, 6150, 5210, A2, D2, P20, H11, H13, S2, O1	< 30	-	-	45 - 60	35 - 50	-	.010 - .025	.020 - .050	.025 - .075	.050 - .100	.075 - .125
	30 - 38	-	-	30 - 45	25 - 35	-	.005 - .015	.010 - .035	.025 - .050	.025 - .075	.050 - .100
	> 38	-	-	15 - 30	10 - 25	-	.003 - .008	.005 - .020	.015 - .040	.020 - .065	.035 - .090
MEDIUM ALLOY TOOL STEELS											
200, 250, 300, 8620	< 35	-	-	55 - 75	45 - 60	-	.015 - .035	.025 - .065	.035 - .100	.075 - .125	.100 - .150
	> 35	-	-	35 - 55	30 - 45	-	.010 - .025	.020 - .050	.025 - .075	.050 - .100	.075 - .125
CARBON STEELS											
A36, 12L14, 1000's, 1100's, 1300's	< 35	-	-	55 - 75	45 - 60	-	.015 - .035	.025 - .065	.035 - .100	.075 - .125	.100 - .150
	> 35	-	-	35 - 55	30 - 45	-	.010 - .025	.020 - .050	.025 - .075	.050 - .100	.075 - .125
CAST MATERIAL											
Steel		70 - 100	50 - 75	75 - 105	50 - 75	-	.025 - .050	.035 - .100	.050 - .150	.075 - .250	.125 - .250
Ductile Iron		60 - 90	35 - 60	60 - 90	35 - 60	-	.015 - .035	.025 - .075	.035 - .100	.050 - .150	.075 - .200
Gray Iron		70 - 100	50 - 75	75 - 105	50 - 75	-	.025 - .050	.035 - .100	.050 - .150	.075 - .250	.125 - .250
Aluminum		75 - 105	75 - 105	75 - 105	75 - 105	-	.025 - .050	.035 - .100	.050 - .150	.075 - .250	.125 - .250
ALUMINUM											
Aircraft Grade (6061, 7075)	Standard Speed	90 - 150	90 - 150	90 - 150	90 - 150	-	.025 - .050	.035 - .100	.050 - .150	.075 - .250	.125 - .300
	High Speed	(SEE HIGH SPEED ALUMINUM CHART - PAGE 232)									
MAGNESIUM											
		90 - 150	90 - 150	90 - 150	90 - 150	-	.025 - .050	.035 - .100	.050 - .150	.075 - .250	.125 - .250
COPPER											
Copper Alloys		120 - 150	75 - 105	90 - 135	75 - 105	-	.020 - .040	.025 - .065	.040 - .090	.050 - .200	.075 - .250
BRASS, BRONZE											
Brass, Aluminum/Bronze, Low Silicon Bronze		90 - 120	60 - 90	75 - 115	60 - 90	-	.020 - .040	.025 - .065	.040 - .090	.050 - .200	.075 - .250
COMPOSITE MATERIAL											
Glass Epoxy, Fiberglass, Plastics		60 - 120	60 - 120	60 - 120	60 - 120	60 - 150	.025 - .050	.035 - .100	.050 - .150	.075 - .250	.125 - .250
Graphite, G10		(SEE GRAPHITE CHART - PAGE 242)				90 - 300	.025 - .050	.035 - .100	.050 - .150	.075 - .250	.125 - .250

When plunging into a solid, drop feed by approximately 50%.

NOTE - ABOVE ARE STARTING PARAMETERS ONLY. HIGHER RESULTS MAY BE ACHIEVED WITH OPTIMUM CONDITIONS.

High Performance Solid Carbide Milling Guide

Metric

Type	Rc Hardness	MILLING M/Min. (Vc)				CHIPLOAD PER FLUTE (Fz)		
		Aluminum Series		All Other High Performance Series		3.0 - 6.0	6.0 - 12.0	12.0 - 25.0
		Uncoated	Coated	Uncoated	X.Ceed Coated			
COBALT BASE ALLOYS								
Powdered Metal, Stellite, Hs-21, Haynes 25/188, X-4, L-605	< 35	-	-	60 - 80	80 - 120	.020 - .050	.025 - .075	.050 - .100
	> 35	-	-	40 - 50	50 - 75	.010 - .035	.025 - .050	.025 - .075
NICKEL BASE ALLOYS								
Invar, Kovar, Inconel-625/718, Waspalloy, Rene, Hastalloy, A286	< 35	-	-	45 - 60	60 - 90	.020 - .050	.025 - .075	.050 - .100
	> 35	-	-	25 - 40	40 - 60	.010 - .035	.025 - .050	.025 - .075
IRON BASE ALLOYS								
Incoloy 800-802, Multimet N-155, Timkin 16-25-6, Carpenter 22-b3	< 35	-	-	60 - 90	75 - 105	.020 - .050	.025 - .075	.050 - .100
	> 35	-	-	45 - 60	60 - 75	.010 - .035	.025 - .050	.025 - .075
MONEL								
Monel - 65% Nickel		-	-	60 - 90	80 - 120	.025 - .065	.035 - .100	.075 - .125
TITANIUM ALLOYS								
Commercially Pure, 6Al-4V, Astm 1/2/3, 6Al-25N-4Zr-2Mo-Si		40 - 90	75 - 120	45 - 90	75 - 120	.010 - .025	.025 - .065	.035 - .100
5553 / Beta Titanium		-	-	30 - 60	45 - 75	.008 - .020	.020 - .050	.025 - .075
STAINLESS STEELS								
13/8, 15/5, 17-4, pH Types	< 35	-	-	60 - 105	75 - 90	.020 - .050	.025 - .075	.050 - .100
	> 35	-	-	45 - 75	60 - 75	.010 - .035	.025 - .050	.025 - .075
Inox, 200 Series, 300 Series	< 35	-	-	75 - 105	90 - 120	.020 - .050	.025 - .075	.050 - .100
	> 35	-	-	50 - 80	65 - 90	.010 - .035	.025 - .050	.025 - .075
304L, 316L, Nitronic 50, Inox	< 35	-	-	40 - 60	75 - 90	.020 - .035	.025 - .050	.035 - .075
	> 35	-	-	25 - 40	60 - 75	.010 - .025	.025 - .035	.025 - .050
400 Series	< 35	-	-	60 - 105	75 - 90	.020 - .050	.025 - .075	.050 - .100
	> 35	-	-	45 - 75	60 - 75	.010 - .035	.025 - .050	.025 - .075
HIGH STRENGTH TOOL STEELS								
4140, 4340, 6150, 5210, A2, D2, P20, H11, H13, S2, O1	< 30	-	-	65 - 90	75 - 105	.020 - .050	.025 - .075	.050 - .100
	30 - 38	-	-	40 - 60	45 - 75	.010 - .035	.025 - .050	.025 - .075
	> 38	(SEE HIGH ROCKWELL CHART - PAGES 238-239)						
MEDIUM ALLOY TOOL STEELS								
200, 250, 300, 8620	< 35	-	-	75 - 105	75 - 120	.025 - .065	.035 - .100	.075 - .125
	> 35	-	-	45 - 60	45 - 90	.020 - .050	.025 - .075	.050 - .100
CARBON STEELS								
Platinum, A36, 12L14, 1000's, 1100's, 1300's	< 35	-	-	75 - 105	90 - 150	.025 - .065	.035 - .100	.075 - .125
	> 35	-	-	45 - 60	75 - 120	.020 - .050	.025 - .075	.050 - .100
CAST MATERIAL								
Steel		-	-	50 - 75	75 - 120	.035 - .100	.050 - .150	.075 - .250
Ductile Iron		-	-	60 - 90	90 - 125	.035 - .100	.050 - .150	.075 - .250
Gray Iron		-	-	50 - 75	75 - 125	.035 - .100	.050 - .150	.075 - .250
Aluminum		90 - 120	90 - 150	90 - 120	-	.035 - .100	.050 - .150	.075 - .250
ALUMINUM								
Aircraft Grade (6061, 7075)	Standard Speed	90 - 120	90 - 180	60 - 120	90 - 150	.035 - .100	.050 - .150	.075 - .250
	High Speed	(SEE HIGH SPEED ALUMINUM CHART - PAGE 232)						
MAGNESIUM								
		60 - 90	60 - 150	60 - 90	90 - 150	.035 - .100	.050 - .150	.075 - .250
COPPER								
Copper Alloys		60 - 90	90 - 150	60 - 90	90 - 150	.025 - .065	.040 - .090	.050 - .200
BRASS, BRONZE								
Brass, Aluminum/Bronze, Low Silicon Bronze		60 - 90	90 - 150	60 - 90	60 - 120	.025 - .065	.040 - .090	.050 - .200

Beryllium added to any material adds hardness and some nickel content. If tool displays chatter, increase feed (M/Min.) up to 30% and reduce speed (RPM) by 10%. More detailed information is available on succeeding pages regarding the following materials: Aluminum, High Rockwell Steels, Graphite, and VRX end mills

NOTE - ABOVE ARE STARTING PARAMETERS ONLY. HIGHER RESULTS MAY BE ACHIEVED WITH OPTIMUM CONDITIONS.

GARR TOOL Application Guide for Alumastar Coated End Mills in Aircraft Grade Aluminum

Fractional

Diameter	SLOTTING		SIDE MILLING
	Axial = .5xD	Axial = 1xD	Axial ≤ 1xD Radial ≤ .5xD
	SFM = 1500 - 2000	SFM = 750 - 1500	SFM = 1500 - 2000
	CPT = 1.5% - 3% of diameter	CPT = 1% - 2% of diameter	CPT = 2% - 3% of diameter
3/16"	.0028" - .0056"	.0018" - .0037"	.0037" - .0056"
1/4"	.0037" - .0074"	.0025" - .0050"	.0050" - .0075"
5/16"	.0052" - .0104"	.0031" - .0062"	.0062" - .0094"
3/8"	.0055" - .0110"	.0037" - .0074"	.0075" - .0112"
1/2"	.0075" - .0150"	.0050" - .0100"	.0100" - .0150"
5/8"	.0093" - .0186"	.0062" - .0125"	.0125" - .0187"
3/4"	.0112" - .0224"	.0075" - .0150"	.0150" - .0225"
1"	.0150" - .0300"	.0100" - .0200"	.0200" - .0300"

Metric

Diameter	SLOTTING		SIDE MILLING
	Axial = .5xD	Axial = 1xD	Axial ≤ 1xD Radial ≤ 0.5xD
	M/Min. = 450 - 760	M/Min. = 225 - 450	M/Min. = 450 - 760
	CPT = 1.5% - 3% of diameter	CPT = 1% - 2% of diameter	CPT = 2% - 3% of diameter
4.0	.060 - .120	.040 - .080	.080 - .120
6.0	.090 - .180	.060 - .120	.120 - .180
8.0	.120 - .240	.080 - .160	.160 - .240
10.0	.150 - .300	.100 - .200	.200 - .300
12.0	.180 - .360	.120 - .240	.240 - .360
16.0	.240 - .480	.160 - .320	.320 - .480
20.0	.300 - .600	.200 - .400	.400 - .600
25.0	.375 - .750	.250 - .500	.500 - .750

CPT = Chipload per flute (Fz)

For CAT 40 machines using tools over 5/8" diameter, speeds and feeds may need to be reduced by as much as 50%

END MILL NOTES: Climb milling recommended for best finish
 Figures shown are based on 6061 / 7075
 CAT 50 Taper holders are recommended for 3/4" and 1" diameter end mills
 In controlled slotting tests, 4000 SFM, 1% diameter Chipload Per Flute, and 50% of Dia. axial depth were obtained
 In cases for tools with slower SFM (M/Min.), reference Series 242M/842M, page 62

NOTE - ABOVE ARE STARTING PARAMETERS ONLY. HIGHER RESULTS MAY BE ACHIEVED WITH OPTIMUM CONDITIONS.

GARR TOOL VRX/VHM Series End Mills

Application Guide

Fractional

Material	Rc	SFM (Vc)	CHIPLOAD PER FLUTE Recommendations (Fz)									*Profiling	Slotting
			1/8"	3/16"	1/4"	5/16"	3/8"	1/2"	5/8"	3/4"	1"	Radial	Axial
Stainless Steel: 303		290-375	.0004"-.0008"	.0008"-.0010"	.0010"-.0015"	.0013"-.0020"	.0015"-.0020"	.0020"-.0030"	.0025"-.0035"	.0030"-.0040"	.0035"-.0045"	1 x D	1 x D
Stainless Steel: 304, 316, 400 Series, Kovar, Invar		250-300	.0003"-.0006"	.0006"-.0010"	.0008"-.0015"	.0010"-.0020"	.0012"-.0020"	.0015"-.0020"	.0020"-.0025"	.0025"-.0030"	.0025"-.0035"	1 x D	1 x D
Stainless Steel: 304L, 316L, 8620, 17/4, 15/5, 13/8, PH Mat'l	< 35	250-300	.0003"-.0006"	.0006"-.0008"	.0007"-.0010"	.0010"-.0015"	.0015"-.0020"	.0015"-.0025"	.0020"-.0030"	.0025"-.0035"	.0030"-.0040"	1 x D	1 x D
	> 35	200-250	.0003"-.0006"	.0006"-.0008"	.0007"-.0010"	.0008"-.0010"	.0010"-.0015"	.0010"-.0020"	.0015"-.0025"	.0020"-.0030"	.0020"-.0030"	0.5 x D	0.5 x D
High Temperature Alloys: Inconel 625/718, A286	< 35	125-175	.0004"-.0008"	.0008"-.0010"	.0010"-.0015"	.0012"-.0020"	.0020"-.0025"	.0025"-.0030"	.0030"-.0035"	.0030"-.0035"	.0030"-.0040"	0.5 x D	0.3 x D
	> 35	80-100	.0003"-.0006"	.0007"-.0010"	.0008"-.0010"	.0010"-.0015"	.0010"-.0015"	.0010"-.0015"	.0012"-.0020"	.0015"-.0025"	.0015"-.0025"	0.2 x D	0.2 x D
Titanium: 6AL4V, CP		150-200	.0004"-.0008"	.0008"-.0010"	.0010"-.0015"	.0010"-.0020"	.0015"-.0020"	.0020"-.0030"	.0025"-.0030"	.0030"-.0035"	.0030"-.0040"	1 x D	1 x D
Carbon Steels: 1000 Series	< 35	400-600	.0004"-.0008"	.0008"-.0010"	.0010"-.0015"	.0010"-.0020"	.0015"-.0020"	.0020"-.0030"	.0025"-.0035"	.0030"-.0040"	.0035"-.0045"	0.3 x D	0.5 x D
	> 35	275-425	.0003"-.0006"	.0006"-.0008"	.0008"-.0012"	.0010"-.0015"	.0010"-.0020"	.0015"-.0025"	.0020"-.0025"	.0020"-.0030"	.0025"-.0035"	0.3 x D	0.5 x D
High Strength Tool Steel: 4130, 4140, A2, D2, P20, H13	< 30	250-400	.0003"-.0006"	.0006"-.0010"	.0008"-.0015"	.0010"-.0020"	.0012"-.0020"	.0015"-.0022"	.0020"-.0025"	.0025"-.0030"	.0025"-.0035"	0.5 x D	1 x D
	30-38	250-400	.0003"-.0006"	.0006"-.0008"	.0007"-.0010"	.0008"-.0010"	.0010"-.0015"	.0010"-.0020"	.0015"-.0025"	.0020"-.0030"	.0020"-.0030"	0.3 x D	1 x D
	> 38	(SEE HIGH ROCKWELL CHART - PAGE 238)											
Gray Cast Iron		400-500	.0005"-.0010"	.0010"-.0020"	.0010"-.0020"	.0015"-.0020"	.0015"-.0025"	.0020"-.0035"	.0025"-.0035"	.0030"-.0040"	.0040"-.0050"	1 x D	1 x D

Metric

Material	Rc	M/Min. (Vc)	CHIPLOAD PER FLUTE - Metric Recommendations (Fz)									*Profiling	Slotting
			3.0	5.0	6.0	8.0	10.0	12.0	16.0	20.0	25.0	Radial	Axial
Stainless Steel: 303		90-115	.010-.020	.020-.025	.025-.038	.033-.050	.038-.050	.050-.076	.063-.089	.076-.102	.089-.114	1 x D	1 x D
Stainless Steel: 304, 316, 400 Series, Kovar, Invar		75-90	.008-.015	.015-.025	.020-.038	.025-.050	.030-.050	.038-.050	.050-.063	.063-.076	.063-.089	1 x D	1 x D
Stainless Steel: 304L, 316L, 17/4, 15/5, 13/8, PH Materials	< 35	75-85	.008-.015	.015-.020	.018-.025	.025-.038	.038-.050	.038-.063	.050-.076	.063-.089	.076-.102	1 x D	1 x D
	> 35	60-75	.008-.015	.015-.020	.018-.025	.020-.025	.025-.038	.025-.050	.038-.063	.050-.076	.050-.076	.5 x D	.5 x D
High Temperature Alloys: Inconel 625/718, A286	< 35	40-55	.010-.020	.020-.025	.025-.038	.030-.050	.050-.063	.063-.076	.076-.089	.076-.089	.076-.102	.5 x D	.3 x D
	> 35	25-30	.008-.015	.018-.025	.020-.025	.025-.038	.025-.038	.025-.038	.030-.050	.038-.063	.038-.063	.2 x D	.2 x D
Titanium: 6AL4V, CP		45-60	.010-.020	.020-.025	.025-.038	.025-.050	.038-.050	.050-.076	.063-.076	.076-.089	.076-.102	1 x D	1 x D
Carbon Steels: 1000 Series	< 35	125-185	.010-.020	.020-.025	.025-.038	.025-.050	.038-.050	.050-.076	.063-.089	.076-.102	.089-.114	.3 x D	.5 x D
	> 35	85-130	.008-.015	.015-.020	.020-.030	.025-.038	.025-.050	.038-.063	.050-.063	.050-.076	.063-.089	.3 x D	.5 x D
High Strength Tool Steel: 4130, 4140, A2, D2, P20, H13	< 30	75-125	.008-.015	.015-.025	.020-.038	.025-.050	.030-.050	.038-.056	.050-.063	.063-.076	.063-.089	.5 x D	1 x D
	30-38	75-125	.006-.015	.015-.020	.018-.025	.020-.025	.025-.038	.025-.050	.038-.063	.050-.076	.050-.076	.3 x D	1 x D
	> 38	(SEE HIGH ROCKWELL CHART - PAGE 239)											
Gray Cast Iron		125-150	.013-.025	.025-.050	.025-.050	.038-.050	.038-.063	.050-.089	.063-.089	.076-.102	.102-.127	1 x D	1 x D

* For profiling, axial = 1xD

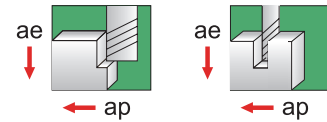
NOTE - ABOVE ARE STARTING PARAMETERS ONLY. HIGHER RESULTS MAY BE ACHIEVED WITH OPTIMUM CONDITIONS.

GARR TOOL Milling Guide for V4 End Mills in Titanium, Inconel, and Stainless

Fractional

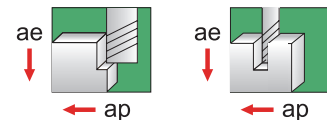
	Titanium Alloys	Nickel or Cobalt-based Material	Stainless (400 Series, pH Series)
	SFM = 100 - 200	SFM = 50 - 100	SFM = 100 - 225
DIAMETER	CPT (Fz)	CPT (Fz)	CPT (Fz)
.1575" - .2755"	.0004" - .0008"	.0003" - .0006"	.0005" - .0010"
.2756" - .3124"	.0005" - .0010"	.0004" - .0008"	.0007" - .0012"
.3125" - .3749"	.0007" - .0012"	.0005" - .0010"	.0008" - .0015"
.3750" - .4999"	.0008" - .0015"	.0007" - .0012"	.0010" - .0018"
.5000" - .6249"	.0010" - .0018"	.0008" - .0015"	.0012" - .0020"
.6250" - .7499"	.0012" - .0020"	.0010" - .0018"	.0015" - .0022"
.7500" - .8749"	.0015" - .0022"	.0012" - .0020"	.0018" - .0025"
.8750" - 1.000"	.0018" - .0025"	.0015" - .0022"	.0022" - .0030"

	Profiling Side Cutting	Slotting Pocket Milling
Axial (ae)	1xD	100% of Dia.
Radial (ap)	100% of Dia.	1xD



	Titanium Alloys	Nickel or Cobalt-based Material	Stainless (400 Series, pH Series)
	SFM = 150 - 250	SFM = 60 - 125	SFM = 150 - 300
DIAMETER	CPT (Fz)	CPT (Fz)	CPT (Fz)
.1575" - .2755"	.0008" - .0011"	.0004" - .0008"	.0008" - .0012"
.2756" - .3124"	.0010" - .0015"	.0005" - .0010"	.0010" - .0018"
.3125" - .3749"	.0012" - .0018"	.0007" - .0012"	.0012" - .0020"
.3750" - .4999"	.0012" - .0021"	.0008" - .0015"	.0015" - .0022"
.5000" - .6249"	.0015" - .0025"	.0010" - .0018"	.0018" - .0030"
.6250" - .7499"	.0018" - .0030"	.0012" - .0020"	.0020" - .0033"
.7500" - .8749"	.0020" - .0032"	.0015" - .0022"	.0023" - .0037"
.8750" - 1.000"	.0025" - .0035"	.0018" - .0025"	.0027" - .0040"

	Profiling Side Cutting	Slotting Pocket Milling
Axial (ae)	1xD	50% of Dia.
Radial (ap)	50% of Dia.	1xD



NOTE - ABOVE ARE STARTING PARAMETERS ONLY. HIGHER RESULTS MAY BE ACHIEVED WITH OPTIMUM CONDITIONS.

GARR TOOL Milling Guide for V4 End Mills in Titanium, Inconel, and Stainless

Metric

	Titanium Alloys	Nickel or Cobalt-based Material	Stainless (400 Series, pH Series)		Profiling Side Cutting	Slotting Pocket Milling
	SMM = 30 - 60	SMM = 15 - 30	SMM = 30 - 70	Axial (ae)	1xD	100% of Dia.
DIAMETER	CPT (Fz)	CPT (Fz)	CPT (Fz)	Radial (ap)	100% of Dia.	1xD
4.0 - 7.0	.010 - .020	.005 - .008	.010 - .025			
7.0 - 8.0	.012 - .025	.010 - .020	.015 - .030			
8.0 - 10.0	.015 - .030	.012 - .025	.020 - .040			
10.0 - 13.0	.020 - .040	.015 - .030	.025 - .045			
13.0 - 16.0	.025 - .045	.020 - .040	.030 - .050			
16.0 - 19.0	.030 - .050	.025 - .045	.035 - .055			
19.0 - 22.0	.035 - .055	.030 - .050	.045 - .065			
22.0 - 25.0	.045 - .065	.035 - .055	.055 - .075			

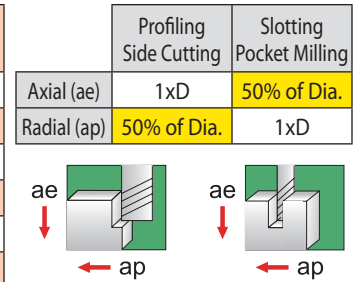
	Titanium Alloys	Nickel or Cobalt-based Material	Stainless (400 Series, pH Series)		Profiling Side Cutting	Slotting Pocket Milling
	SMM = 45 - 75	SMM = 20 - 40	SMM = 45 - 90	Axial (ae)	1xD	50% of Dia.
DIAMETER	CPT (Fz)	CPT (Fz)	CPT (Fz)	Radial (ap)	50% of Dia.	1xD
4.0 - 7.0	.020 - .030	.010 - .020	.020 - .030			
7.0 - 8.0	.025 - .040	.013 - .025	.025 - .045			
8.0 - 10.0	.030 - .045	.018 - .030	.030 - .050			
10.0 - 13.0	.030 - .050	.020 - .040	.035 - .055			
13.0 - 16.0	.035 - .060	.025 - .045	.045 - .075			
16.0 - 19.0	.045 - .075	.030 - .050	.050 - .080			
19.0 - 22.0	.050 - .080	.035 - .055	.055 - .095			
22.0 - 25.0	.060 - .090	.045 - .065	.065 - .105			

NOTE - ABOVE ARE STARTING PARAMETERS ONLY. HIGHER RESULTS MAY BE ACHIEVED WITH OPTIMUM CONDITIONS.

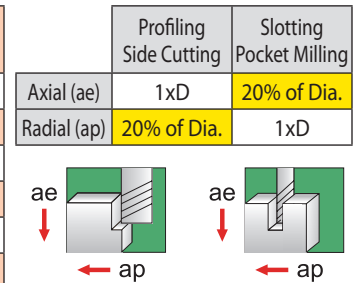
GARR TOOL Milling Guide for V5 End Mills in Titanium, Inconel, and Stainless

Fractional

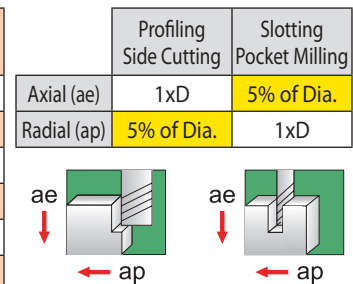
	Titanium Alloys	Nickel or Cobalt-based Material	Stainless (400 Series, pH Series)
	SFM = 150 - 250	SFM = 60 - 125	SFM = 150 - 300
DIAMETER	CPT (Fz)	CPT (Fz)	CPT (Fz)
.2362" - .2755"	.0008" - .0011"	.0004" - .0008"	.0008" - .0012"
.2756" - .3124"	.0010" - .0015"	.0005" - .0010"	.0010" - .0018"
.3125" - .3749"	.0012" - .0018"	.0007" - .0012"	.0012" - .0020"
.3750" - .4999"	.0012" - .0021"	.0008" - .0015"	.0015" - .0022"
.5000" - .6249"	.0015" - .0025"	.0010" - .0018"	.0018" - .0030"
.6250" - .7499"	.0018" - .0030"	.0012" - .0020"	.0020" - .0033"
.7500" - .8749"	.0020" - .0032"	.0015" - .0022"	.0025" - .0037"
.8750" - 1.000"	.0025" - .0035"	.0018" - .0025"	.0030" - .0042"



	Titanium Alloys	Nickel or Cobalt-based Material	Stainless (400 Series, pH Series)
	SFM = 300 - 500	SFM = 100 - 200	SFM = 250 - 400
DIAMETER	CPT (Fz)	CPT (Fz)	CPT (Fz)
.2362" - .2755"	.0008" - .0012"	.0004" - .0008"	.0008" - .0012"
.2756" - .3124"	.0010" - .0018"	.0005" - .0010"	.0012" - .0018"
.3125" - .3749"	.0012" - .0020"	.0007" - .0012"	.0015" - .0022"
.3750" - .4999"	.0015" - .0022"	.0008" - .0015"	.0018" - .0025"
.5000" - .6249"	.0018" - .0030"	.0010" - .0018"	.0020" - .0030"
.6250" - .7499"	.0020" - .0033"	.0012" - .0020"	.0025" - .0035"
.7500" - .8749"	.0025" - .0037"	.0015" - .0022"	.0030" - .0040"
.8750" - 1.000"	.0030" - .0042"	.0018" - .0025"	.0035" - .0045"



	Titanium Alloys	Nickel or Cobalt-based Material	Stainless (400 Series, pH Series)
	SFM = 400 - 700	SFM = 150 - 250	SFM = 300 - 500
DIAMETER	CPT (Fz)	CPT (Fz)	CPT (Fz)
.2362" - .2755"	.0008" - .0012"	.0005" - .0010"	.0010" - .0015"
.2756" - .3124"	.0012" - .0018"	.0007" - .0012"	.0012" - .0020"
.3125" - .3749"	.0015" - .0022"	.0008" - .0015"	.0015" - .0025"
.3750" - .4999"	.0018" - .0025"	.0010" - .0018"	.0018" - .0030"
.5000" - .6249"	.0020" - .0030"	.0012" - .0020"	.0020" - .0035"
.6250" - .7499"	.0025" - .0035"	.0015" - .0022"	.0022" - .0040"
.7500" - .8749"	.0030" - .0040"	.0018" - .0025"	.0025" - .0045"
.8750" - 1.000"	.0035" - .0045"	.0022" - .0030"	.0030" - .0050"



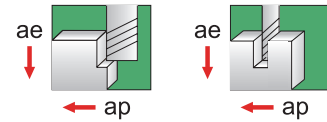
NOTE - ABOVE ARE STARTING PARAMETERS ONLY. HIGHER RESULTS MAY BE ACHIEVED WITH OPTIMUM CONDITIONS.

GARR TOOL Milling Guide for V5 End Mills in Titanium, Inconel, and Stainless

Metric

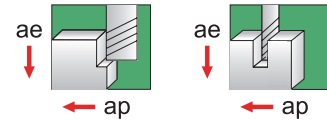
	Titanium Alloys	Nickel or Cobalt-based Material	Stainless (400 Series, pH Series)
	SMM = 45 - 75	SMM = 20 - 40	SMM = 45 - 90
DIAMETER	CPT (Fz)	CPT (Fz)	CPT (Fz)
6.0 - 8.0	.020 - .030	.010 - .020	.020 - .030
8.0 - 10.0	.025 - .040	.013 - .025	.025 - .045
10.0 - 12.0	.030 - .045	.018 - .030	.030 - .050
12.0 - 14.0	.030 - .050	.020 - .040	.035 - .055
14.0 - 16.0	.035 - .060	.025 - .045	.045 - .075
16.0 - 18.0	.045 - .075	.030 - .050	.050 - .080
18.0 - 20.0	.050 - .080	.035 - .055	.055 - .095
22.0 - 25.0	.060 - .090	.045 - .065	.065 - 0.105

	Profiling Side Cutting	Slotting Pocket Milling
Axial (ae)	1xD	50% of Dia.
Radial (ap)	50% of Dia.	1xD



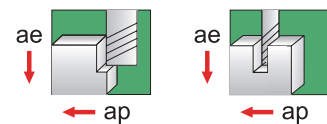
	Titanium Alloys	Nickel or Cobalt-based Material	Stainless (400 Series, pH Series)
	SMM = 90 - 150	SMM = 30 - 60	SMM = 75 - 120
DIAMETER	CPT (Fz)	CPT (Fz)	CPT (Fz)
6.0 - 8.0	.020 - .030	.010 - .020	.020 - .030
8.0 - 10.0	.025 - .045	.013 - .025	.030 - .045
10.0 - 12.0	.035 - .055	.020 - .035	.045 - .060
12.0 - 14.0	.045 - .060	.025 - .040	.050 - .070
14.0 - 16.0	.050 - .075	.030 - .045	.055 - .075
16.0 - 18.0	.055 - .080	.035 - .055	.065 - .085
18.0 - 20.0	.060 - .085	.040 - .065	.070 - .090
22.0 - 25.0	.065 - .090	.045 - .075	.080 - .100

	Profiling Side Cutting	Slotting Pocket Milling
Axial (ae)	1xD	20% of Dia.
Radial (ap)	20% of Dia.	1xD



	Titanium Alloys	Nickel or Cobalt-based Material	Stainless (400 Series, pH Series)
	SMM = 120 - 210	SMM = 45 - 75	SMM = 90 - 150
DIAMETER	CPT (Fz)	CPT (Fz)	CPT (Fz)
6.0 - 8.0	.020 - .040	.010 - .020	.025 - .045
8.0 - 10.0	.040 - .055	.013 - .025	.040 - .060
10.0 - 12.0	.050 - .060	.020 - .040	.050 - .070
12.0 - 14.0	.055 - .065	.025 - .045	.055 - .075
14.0 - 16.0	.060 - .075	.030 - .050	.065 - .085
16.0 - 18.0	.070 - .090	.035 - .060	.080 - .100
18.0 - 20.0	.085 - .100	.040 - .070	.090 - .110
22.0 - 25.0	.090 - .110	.045 - .080	.095 - .120

	Profiling Side Cutting	Slotting Pocket Milling
Axial (ae)	1xD	5% of Dia.
Radial (ap)	5% of Dia.	1xD



NOTE - ABOVE ARE STARTING PARAMETERS ONLY. HIGHER RESULTS MAY BE ACHIEVED WITH OPTIMUM CONDITIONS.

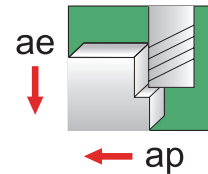
GARR TOOL Milling Guide for High Rc Finishers in Hardened Steel (*Fractional*)

(Reference series: 545MA, 545BA, 545RA, VRX)

DIAMETER	38 - 45 HRc		45 - 50 HRc		50 - 55 HRc		55 - 60 HRc		60 - 65 HRc		65 - 70 HRc	
	RPM	CPT (Fz)	RPM	CPT (Fz)	RPM	CPT (Fz)	RPM	CPT (Fz)	RPM	CPT (Fz)	RPM	CPT (Fz)
1/8"	13750	.0009"	7650	.0008"	5350	.0006"	3820	.0005"	2300	.0004"	1850	.0003"
3/16"	9200	.0012"	5100	.0010"	3570	.0008"	2550	.0007"	1530	.0006"	1225	.0004"
1/4"	6900	.0015"	3850	.0012"	2675	.0010"	1910	.0008"	1150	.0007"	925	.0006"
3/8"	4600	.0018"	2550	.0015"	1800	.0012"	1275	.0010"	765	.0009"	615	.0008"
1/2"	3450	.0022"	1950	.0018"	1350	.0014"	955	.0012"	575	.0012"	460	.0010"
5/8"	2750	.0027"	1550	.0022"	1100	.0020"	765	.0018"	460	.0015"	370	.0013"
3/4"	2300	.0030"	1275	.0027"	900	.0025"	640	.0022"	390	.0017"	310	.0017"
1"	1720	.0033"	960	.0030"	675	.0027"	480	.0025"	290	.0023"	230	.0019"

Profiling / Side Cutting	
Axial (ae)	1xD
Radial (ap)	5% of Dia.

Slotting / Pocket Milling	
Axial (ae)	5% of Dia.
Radial (ap)	1xD



High Speed Machining

DIAMETER	38 - 45 HRc		45 - 50 HRc		50 - 55 HRc		55 - 60 HRc		60 - 65 HRc		65 - 70 HRc	
	RPM	CPT (Fz)	RPM	CPT (Fz)	RPM	CPT (Fz)	RPM	CPT (Fz)	RPM	CPT (Fz)	RPM	CPT (Fz)
1/8"	36670	.0006"	30600	.0005"	24500	.0004"	18340	.0004"	13750	.0003"	11460	.0002"
3/16"	24450	.0009"	20400	.0008"	16300	.0006"	12230	.0005"	9200	.0004"	7650	.0003"
1/4"	18340	.0012"	15300	.0010"	12230	.0008"	9200	.0007"	6900	.0005"	5750	.0004"
3/8"	12225	.0015"	10200	.0012"	8150	.0010"	6100	.0008"	4600	.0007"	3850	.0006"
1/2"	9170	.0018"	7650	.0015"	6100	.0012"	4600	.0010"	3450	.0009"	2870	.0008"
5/8"	7335	.0022"	6100	.0018"	4900	.0014"	3700	.0012"	2750	.0011"	2300	.0010"
3/4"	6115	.0027"	5100	.0022"	4100	.0020"	3100	.0018"	2300	.0014"	1900	.0013"
1"	4585	.0030"	3820	.0027"	3100	.0025"	2300	.0022"	1720	.0019"	1450	.0017"

Profiling / Side Cutting	
Axial (ae)	1xD
Radial (ap)	2% of Dia.

Slotting / Pocket Milling	
Axial (ae)	2% of Dia.
Radial (ap)	1xD

D = Tool Diameter

Example: 2% of Dia., when D = 1/2" (.02 x .500") = .010" per pass

Preferable method is to run tools with air blast to keep chips away from the cutting edge.
If air is not available, either coolant spray or dry machining is acceptable.

NOTE - ABOVE ARE STARTING PARAMETERS ONLY. HIGHER RESULTS MAY BE ACHIEVED WITH OPTIMUM CONDITIONS.

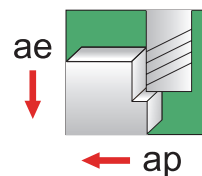
GARR TOOL Milling Guide for High Rc Finishers in Hardened Steel (*Metric*)

(Reference series: 545MA, 545BA, 545RA, VRX)

DIAMETER	38 - 45 HRC		45 - 50 HRC		50 - 55 HRC		55 - 60 HRC		60 - 65 HRC		65 - 70 HRC	
	RPM	CPT (Fz)	RPM	CPT (Fz)	RPM	CPT (Fz)	RPM	CPT (Fz)	RPM	CPT (Fz)	RPM	CPT (Fz)
3.0	14500	.025	8100	.020	5650	.015	4050	.010	2400	.008	1950	.007
4.0	10900	.030	6100	.025	4200	.020	3000	.015	1800	.010	1450	.008
6.0	7300	.035	4050	.030	2800	.025	2000	.020	1200	.015	970	.010
8.0	5450	.040	3000	.035	2100	.030	1500	.025	900	.020	725	.015
12.0	3650	.055	2000	.045	1400	.035	1000	.030	600	.025	480	.020
16.0	2700	.065	1500	.055	1050	.050	750	.045	450	.030	360	.025
18.0	2400	.075	1350	.065	950	.060	675	.055	400	.045	320	.030
20.0	2150	.078	1200	.070	850	.065	600	.058	360	.050	290	.040
25.0	1750	.080	1000	.075	700	.070	500	.060	300	.055	250	.045

Profiling / Side Cutting	
Axial (ae)	1xD
Radial (ap)	5% of Dia.

Slotting / Pocket Milling	
Axial (ae)	5% of Dia.
Radial (ap)	1xD



High Speed Machining

DIAMETER	38 - 45 HRC		45 - 50 HRC		50 - 55 HRC		55 - 60 HRC		60 - 65 HRC		65 - 70 HRC	
	RPM	CPT (Fz)	RPM	CPT (Fz)	RPM	CPT (Fz)	RPM	CPT (Fz)	RPM	CPT (Fz)	RPM	CPT (Fz)
3.0	38800	.020	32300	.015	25800	.008	19400	.008	14500	.007	12100	.005
4.0	29100	.025	24200	.020	19400	.015	14500	.010	10900	.008	9100	.007
6.0	19400	.030	16100	.025	12900	.020	9700	.015	7300	.010	6050	.008
8.0	14500	.035	12100	.030	9700	.025	7250	.020	5450	.015	4500	.010
12.0	9700	.045	8075	.035	6450	.030	4850	.025	3650	.020	3000	.015
16.0	7250	.055	6050	.045	4850	.035	3600	.030	2700	.025	2300	.020
18.0	6450	.065	5400	.055	4300	.050	3200	.045	2400	.030	2000	.025
20.0	5800	.070	4850	.060	3850	.055	2900	.050	2150	.040	1800	.028
25.0	4650	.075	3870	.065	3100	.060	2300	.055	1750	.045	1450	.030

Profiling / Side Cutting	
Axial (ae)	1xD
Radial (ap)	2% of Dia.

Slotting / Pocket Milling	
Axial (ae)	2% of Dia.
Radial (ap)	1xD

D = Tool Diameter

Example: 2% of Dia., when D = 12mm (.02 x 12mm) = .24mm per pass

Preferable method is to run tools with air blast to keep chips away from the cutting edge.
If air is not available, either coolant spray or dry machining is acceptable.

NOTE - ABOVE ARE STARTING PARAMETERS ONLY. HIGHER RESULTS MAY BE ACHIEVED WITH OPTIMUM CONDITIONS.

Speed and Feed Recommendations for Cutting Die Molds (*Fractional*)

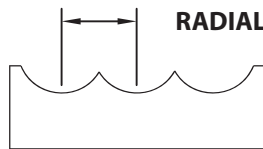
Roughing

(Reference series: 350MX)

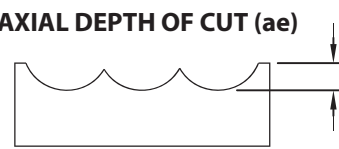
DIAMETER	RPM		CHIPLOAD PER FLUTE (Fz)	
	40 - 50 HRc	50 - 60 HRc	40 - 50 HRc	50 - 60 HRc
1/32"	20,000 - 40,000	20,000 - 40,000	.0005" - .0007"	.0004" - .0005"
1/16"	20,000 - 40,000	20,000 - 40,000	.0010" - .0015"	.0008" - .0010"
3/32"	20,000 - 32,000	20,000 - 30,000	.0015" - .0020"	.0010" - .0015"
1/8"	18,000 - 24,000	15,000 - 20,000	.0020" - .0025"	.0015" - .0020"
3/16"	12,000 - 16,000	10,000 - 14,000	.0030" - .0040"	.0020" - .0030"
1/4"	9,000 - 12,000	7,500 - 10,000	.0040" - .0050"	.0025" - .0040"
5/16"	7,000 - 10,000	6,000 - 8,500	.0050" - .0065"	.0035" - .0050"
3/8"	6,000 - 8,000	5,000 - 7,000	.0060" - .0075"	.0045" - .0060"
1/2"	4,500 - 6,000	4,000 - 5,500	.0080" - .0100"	.0055" - .0080"
5/8"	3,500 - 5,000	3,000 - 4,500	.0090" - .0110"	.0065" - .0090"
3/4"	3,000 - 4,000	2,500 - 3,500	.0100" - .0120"	.0075" - .0100"
1"	2,300 - 3,000	2,000 - 2,500	.0110" - .0130"	.0085" - .0110"

Semi-Finishing and Finishing

DIAMETER	RPM		CHIPLOAD PER FLUTE (Fz)	
	40 - 50 HRc	50 - 60 HRc	40 - 50 HRc	50 - 60 HRc
1/32"	20,000 - 40,000	20,000 - 40,000	.0004" - .0005"	.0003" - .0004"
1/16"	20,000 - 40,000	20,000 - 40,000	.0008" - .0010"	.0005" - .0008"
3/32"	20,000 - 40,000	20,000 - 40,000	.0010" - .0015"	.0008" - .0012"
1/8"	20,000 - 40,000	20,000 - 36,000	.0015" - .0020"	.0010" - .0015"
3/16"	20,000 - 32,000	20,000 - 25,000	.0020" - .0030"	.0015" - .0020"
1/4"	18,000 - 25,000	15,000 - 18,000	.0025" - .0040"	.0020" - .0030"
5/16"	14,000 - 19,000	12,000 - 14,000	.0035" - .0050"	.0025" - .0040"
3/8"	12,000 - 16,000	10,000 - 12,000	.0045" - .0060"	.0030" - .0045"
1/2"	9,000 - 12,000	7,500 - 9,000	.0055" - .0080"	.0040" - .0060"
5/8"	6,500 - 9,000	5,000 - 7,000	.0065" - .0090"	.0050" - .0070"
3/4"	5,500 - 7,500	4,000 - 6,000	.0075" - .0100"	.0060" - .0080"
1"	4,000 - 6,000	3,500 - 5,500	.0085" - .0110"	.0070" - .0090"



RADIAL STEP OVER (ap)



AXIAL DEPTH OF CUT (ae)

Roughing	
Axial (ae)	15% - 25% of Dia.
Radial (ap)	20% - 30% of Dia.

Semi-Finishing	
Axial (ae)	5% - 8% of Dia.
Radial (ap)	2% - 5% of Dia.

Finishing	
Axial (ae)	1% - 3% of Dia.
Radial (ap)	.5% - 1% of Dia.

High pressure air is recommended for clearing chips away from the cut.

NOTE - ABOVE ARE STARTING PARAMETERS ONLY. HIGHER RESULTS MAY BE ACHIEVED WITH OPTIMUM CONDITIONS.

Speed and Feed Recommendations for Cutting Die Molds (Metric)

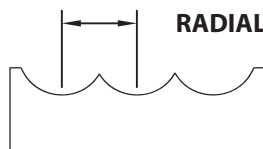
Roughing

(Reference series: 950MX)


DIAMETER	RPM		CHIPLOAD PER FLUTE (Fz)	
	40 - 50 HRc	50 - 60 HRc	40 - 50 HRc	50 - 60 HRc
1.0	20,000 - 40,000	20,000 - 40,000	.013 - .018	.010 - .013
1.5	20,000 - 40,000	20,000 - 40,000	.025 - .038	.020 - .025
2.0	20,000 - 32,000	20,000 - 30,000	.038 - .050	.025 - .038
3.0	18,000 - 24,000	15,000 - 20,000	.050 - .065	.038 - .050
4.0	12,000 - 16,000	10,000 - 14,000	.075 - .100	.050 - .075
6.0	9,000 - 12,000	7,500 - 10,000	.100 - .125	.065 - .100
8.0	7,000 - 10,000	6,000 - 8,500	.125 - .165	.088 - .125
10.0	6,000 - 8,000	5,000 - 7,000	.150 - .190	.110 - .150
12.0	4,500 - 6,000	4,000 - 5,500	.200 - .250	.140 - .200
16.0	3,500 - 5,000	3,000 - 4,500	.225 - .275	.165 - .225
20.0	3,000 - 4,000	2,500 - 3,500	.250 - .300	.190 - .250
25.0	2,300 - 3,000	2,000 - 2,500	.275 - .325	.215 - .275

Semi-Finishing and Finishing

DIAMETER	RPM		CHIPLOAD PER FLUTE (Fz)	
	40 - 50 HRc	50 - 60 HRc	40 - 50 HRc	50 - 60 HRc
1.0	20,000 - 40,000	20,000 - 40,000	.010 - .013	.008 - .010
1.5	20,000 - 40,000	20,000 - 40,000	.020 - .025	.013 - .020
2.0	20,000 - 40,000	20,000 - 40,000	.025 - .038	.020 - .030
3.0	20,000 - 40,000	20,000 - 36,000	.038 - .050	.025 - .038
4.0	20,000 - 32,000	20,000 - 25,000	.050 - .075	.038 - .050
6.0	18,000 - 25,000	15,000 - 18,000	.065 - .100	.050 - .075
8.0	14,000 - 19,000	12,000 - 14,000	.088 - .125	.065 - .100
10.0	12,000 - 16,000	10,000 - 12,000	.110 - .150	.075 - .110
12.0	9,000 - 12,000	7,500 - 9,000	.140 - .200	.100 - .150
16.0	6,500 - 9,000	5,000 - 7,000	.165 - .225	.125 - .175
20.0	5,500 - 7,500	4,000 - 6,000	.190 - .250	.150 - .200
25.0	4,000 - 6,000	3,500 - 5,500	.215 - .275	.175 - .225



RADIAL STEP OVER (ap)



AXIAL DEPTH OF CUT (ae)

Roughing	
Axial (ae)	15% - 25% of Dia.
Radial (ap)	20% - 30% of Dia.

Semi-Finishing	
Axial (ae)	5% - 8% of Dia.
Radial (ap)	2% - 5% of Dia.

Finishing	
Axial (ae)	1% - 3% of Dia.
Radial (ap)	.5% - 1% of Dia.

High pressure air is recommended for clearing chips away from the cut.

NOTE - ABOVE ARE STARTING PARAMETERS ONLY. HIGHER RESULTS MAY BE ACHIEVED WITH OPTIMUM CONDITIONS.

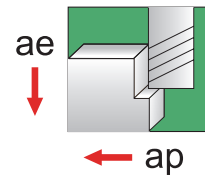
Speed and Feed Recommendations for Diamond Coated End Mills in Graphite

Fractional

DIAMETER	RPM	CHIPLOAD PER FLUTE (Fz)
1/32" - 1/16"	15,000 - 35,000	.0005" - .0010"
1/16" - 1/8"	8000 - 31,000	.0008" - .0015"
1/8" - 3/16"	8000 - 31,000	.0010" - .0020"
3/16" - 1/4"	8000 - 25,000	.0010" - .0020"
1/4" - 5/16"	6000 - 23,000	.0020" - .0040"
5/16" - 3/8"	6000 - 20,000	.0020" - .0040"
3/8" - 1/2"	6000 - 20,000	.0030" - .0050"
1/2" - 5/8"	4500 - 15,000	.0050" - .0060"
5/8" - 3/4"	4500 - 12,000	.0060" - .0070"
3/4" - 1"	4500 - 12,000	.0070" - .0080"

Generally, tools will run at maximum RPM in relation to the corresponding parameters below:

	SLOTING	PROFILING
Axial (ae)	5% of Dia.	1xD
Radial (ap)	1xD	10% of Dia.



Metric

DIAMETER	RPM	CHIPLOAD PER FLUTE (Fz)
1.0 - 3.0	15,000 - 35,000	.015 - .030
3.0 - 6.0	8000 - 31,000	.030 - .050
6.0 - 10.0	6000 - 31,000	.050 - .100
10.0 - 12.0	6000 - 25,000	.080 - .130
16.0 - 20.0	4500 - 15,000	.130 - .150
20.0 - 25.0	4500 - 12,000	.150 - .200

These recommendations are suggested for use primarily in graphite cutting applications. Rigid work holding, machine stability and part integrity are critical!

NOTE - ABOVE ARE STARTING PARAMETERS ONLY. HIGHER RESULTS MAY BE ACHIEVED WITH OPTIMUM CONDITIONS.

GARR TOOL Reaming Guide

Type	Rc Hardness	Recommended SFM	Chipload Per Flute (Fz)			
			Series 4100	.0590" - .1250" (1.499 - 3.175mm)	.1251" - .2500" (3.178 - 6.350mm)	.2501" - .3750" (6.353 - 9.525mm)
COBALT BASE ALLOYS						
Powdered Metal, Stellite, Hs-21, Haynes 25/188, X-40, L-605	< 35 > 35	80-120 60-80	.0003"-0.0008"	.0005"-0.0010"	.0008"-0.0012"	.0010"-0.0015"
NICKEL BASE ALLOYS						
Invar, Kovar, Inconel-625/718, Waspalloy, Rene, Hastalloy, A286	< 35 > 35	100-125 80-110	.0003"-0.0008"	.0005"-0.0010"	.0008"-0.0012"	.0010"-0.0015"
IRON BASE ALLOYS						
Incoloy 800-802, Multimet N-155, Timkin 16-25-6, Carpenter 22-b3	< 35 > 35	150-175 120-150	.0004"-0.0009"	.0006"-0.0012"	.0009"-0.0013"	.0010"-0.0017"
MONEL						
Monel - 65% Nickel		75-110	.0003"-0.0008"	.0005"-0.0010"	.0008"-0.0012"	.0010"-0.0015"
TITANIUM ALLOYS						
Commercially Pure, 6Al-4V, Astm 1/2/3, 6Al-25N-4Zr-2Mo-Si		120-150	.0004"-0.0009"	.0006"-0.0012"	.0009"-0.0013"	.0010"-0.0017"
STAINLESS STEELS						
(Precipitation) 13/8, 15/5, 17-4, pH Types	< 35 > 35	100-125 80-110	.0004"-0.0009"	.0006"-0.0012"	.0009"-0.0013"	.0010"-0.0017"
(Austenitic) Inox, 200 Series, 300 Series	< 35 > 35	100-125 80-110	.0004"-0.0009"	.0006"-0.0012"	.0009"-0.0013"	.0010"-0.0017"
(Austenitic) 304L, 316L, Nitronic 50, Inox	< 35 > 35	80-100 60-80	.0003"-0.0008"	.0005"-0.0010"	.0008"-0.0012"	.0010"-0.0015"
(Martensitic) 400 Series	< 35 > 35	100-125 80-110	.0004"-0.0009"	.0006"-0.0012"	.0009"-0.0013"	.0010"-0.0017"
HIGH STRENGTH TOOL STEELS						
4140, 4340, 6150, 5210, A2, D2, P20, H11, H13, S2, O1	< 35 > 35	100-125 80-110	.0003"-0.0008"	.0005"-0.0010"	.0008"-0.0012"	.0010"-0.0015"
MEDIUM ALLOY TOOL STEELS						
200, 250, 300, 8620	< 35 > 35	100-125 80-110	.0004"-0.0009"	.0006"-0.0012"	.0009"-0.0013"	.0010"-0.0017"
CARBON STEELS						
Platinum, A36, 12L14, 1000's, 1100's, 1300's	< 35 > 35	100-125 80-110	.0004"-0.0009"	.0006"-0.0012"	.0009"-0.0013"	.0010"-0.0017"
CAST MATERIAL						
Steel		125-150	.0003"-0.0008"	.0005"-0.0010"	.0008"-0.0012"	.0010"-0.0015"
Ductile Iron		150-225	.0005"-0.0010"	.0007"-0.0012"	.0010"-0.0015"	.0010"-0.0018"
Gray Iron		125-200	.0005"-0.0010"	.0007"-0.0012"	.0010"-0.0015"	.0010"-0.0018"
Aluminum		150-225	.0005"-0.0010"	.0007"-0.0012"	.0010"-0.0015"	.0010"-0.0018"
ALUMINUM						
Aircraft Grade (6061, 7075)		225	.0005"-0.0010"	.0007"-0.0012"	.0010"-0.0015"	.0010"-0.0018"
MAGNESIUM						
		225	.0005"-0.0010"	.0007"-0.0012"	.0010"-0.0015"	.0010"-0.0018"
COPPER						
Copper Alloys		225	.0005"-0.0010"	.0007"-0.0012"	.0010"-0.0015"	.0010"-0.0018"
BRASS, BRONZE						
Brass, Aluminum/Bronze, Low Silicon Bronze		125-200	.0005"-0.0010"	.0007"-0.0012"	.0010"-0.0015"	.0010"-0.0018"
COMPOSITE MATERIAL						
Glass Epoxy, Fiberglass, Plastics, Graphite, G10		150	.0003"-0.0008"	.0005"-0.0010"	.0008"-0.0012"	.0010"-0.0015"

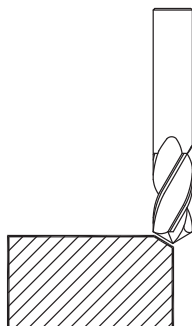
NOTE - ABOVE ARE STARTING PARAMETERS ONLY. HIGHER RESULTS MAY BE ACHIEVED WITH OPTIMUM CONDITIONS.

Speeds and Feeds - Drill Mills

Fractional

* Chamfering *

Type	Rc Hardness	SFM (Vc)		CHIPLOAD PER FLUTE (Fz)				
		154M, 154MA 152M, 152MA	1600 152D, 152DA	3/32" - 1/8"	1/8" - 1/4"	1/4" - 3/8"	3/8" - 1/2"	1/2" - 3/4"
COBALT BASE ALLOYS								
Powdered Metal, Stellite, Hs-21, Haynes 25/188, X-40, L-605	< 35 > 35	175 - 225 125 - 175	150 - 200 100 - 150	.0003" - .0008" .0002" - .0004"	.0005" - .0010" .0003" - .0005"	.0008" - .0020" .0005" - .0015"	.0010" - .0030" .0010" - .0020"	.0020" - .0040" .0010" - .0030"
NICKEL BASE ALLOYS								
Invar, Kovar, Inconel-625/718, Waspalloy, Rene, Hastalloy, A286	< 35 > 35	125 - 175 70 - 115	100 - 150 70 - 100	.0003" - .0008" .0002" - .0004"	.0005" - .0010" .0003" - .0005"	.0008" - .0020" .0005" - .0015"	.0010" - .0030" .0010" - .0020"	.0020" - .0040" .0010" - .0030"
TITANIUM ALLOYS								
Commercially Pure, 6Al-4V, Astm 1/2/3, 6Al-25N-4Zr-2Mo-Si		200 - 300	125 - 250	.0005" - .0010"	.0007" - .0015"	.0010" - .0025"	.0015" - .0040"	.0030" - .0050"
5553 / Beta Titanium		175 - 225	150 - 200	.0003" - .0008"	.0005" - .0010"	.0008" - .0020"	.0010" - .0030"	.0020" - .0040"
STAINLESS STEELS								
13/8, 15/5, 17-4, pHTypes	< 35 > 35	150 - 250 125 - 175	100 - 150 80 - 150	.0003" - .0008" .0002" - .0004"	.0005" - .0010" .0003" - .0005"	.0008" - .0020" .0005" - .0015"	.0010" - .0030" .0010" - .0020"	.0020" - .0040" .0010" - .0030"
Inox, 200 Series, 300 Series	< 35 > 35	200 - 250 150 - 200	125 - 175 100 - 150	.0003" - .0008" .0002" - .0004"	.0005" - .0010" .0003" - .0005"	.0008" - .0020" .0005" - .0015"	.0010" - .0030" .0010" - .0020"	.0020" - .0040" .0010" - .0030"
304L, 316L, Nitronic 50, Inox	< 35 > 35	90 - 125 75 - 110	80 - 120 60 - 90	.0003" - .0006" .0002" - .0004"	.0005" - .0008" .0003" - .0005"	.0008" - .0015" .0005" - .0010"	.0010" - .0020" .0010" - .0015"	.0020" - .0040" .0010" - .0030"
400 Series	< 35 > 35	150 - 250 125 - 175	100 - 150 80 - 150	.0003" - .0008" .0002" - .0004"	.0005" - .0010" .0003" - .0005"	.0008" - .0020" .0005" - .0015"	.0010" - .0030" .0010" - .0020"	.0020" - .0040" .0010" - .0030"
HIGH STRENGTH TOOL STEELS								
4140, 4340, 6150, 5210, A2, D2, P20, H11, H13, S2, O1	< 30 30 - 38 > 38	150 - 225 90 - 125 60 - 90	125 - 175 80 - 120 40 - 70	.0003" - .0008" .0002" - .0004" .0002" - .0003"	.0005" - .0010" .0003" - .0005" .0002" - .0004"	.0008" - .0020" .0005" - .0015" .0003" - .0006"	.0010" - .0030" .0010" - .0020" .0005" - .0010"	.0020" - .0040" .0010" - .0030" .0006" - .0020"
TOOL STEELS								
200, 250, 300, 8620, A36, 12L14, 1018, 1020	< 35 > 35	175 - 250 100 - 175	150 - 200 100 - 150	.0005" - .0010" .0003" - .0008"	.0007" - .0015" .0005" - .0010"	.0010" - .0025" .0008" - .0020"	.0015" - .0040" .0010" - .0030"	.0030" - .0050" .0020" - .0040"
CAST MATERIAL								
Steel, Iron		250 - 350	175 - 250	.0007" - .0015"	.0010" - .0020"	.0015" - .0030"	.0020" - .0040"	.0030" - .0060"
Aluminum		250 - 350	250 - 350	.0007" - .0015"	.0010" - .0020"	.0015" - .0030"	.0020" - .0040"	.0030" - .0060"
ALUMINUM								
Aircraft Grade (6061, 7075)		350 - 500	300 - 400	.0007" - .0015"	.0010" - .0020"	.0015" - .0030"	.0020" - .0040"	.0030" - .0060"
COPPER								
Copper Alloys		250 - 350	150 - 300	.0005" - .0010"	.0007" - .0015"	.0010" - .0025"	.0015" - .0035"	.0020" - .0050"
BRASS, BRONZE								
Brass, Aluminum/Bronze, Low Silicon Bronze		250 - 350	150 - 300	.0005" - .0010"	.0007" - .0015"	.0010" - .0025"	.0015" - .0035"	.0020" - .0050"
COMPOSITE MATERIAL								
Glass Epoxy, Fiberglass, Plastics		250 - 450	200 - 400	.0007" - .0015"	.0010" - .0020"	.0015" - .0030"	.0020" - .0040"	.0030" - .0060"
Graphite, G10, Carbon Fiber		300 - 500	250 - 450	.0007" - .0015"	.0010" - .0020"	.0015" - .0030"	.0020" - .0040"	.0030" - .0060"



Chamfering a corner

DRILL MILL USES:

Chamfering - for all metals, use general milling speeds and feeds. Depending on depth, use diameter at top of part to determine chipload. For example, if using 1/4" diameter, 90° point and depth is 1/8", calculate the chipload based on 1/8" diameter.

NOTE - ABOVE ARE STARTING PARAMETERS ONLY. HIGHER RESULTS MAY BE ACHIEVED WITH OPTIMUM CONDITIONS.


Speeds and Feeds - Drill Mills

Metric

*** Chamfering ***

TECHNICAL

Type	Rc Hardness	SFM (Vc)		CHIPLOAD PER FLUTE (Fz)				
		154M, 154MA 152M, 152MA	1600 152D, 152DA	2.0 - 3.0	3.0 - 6.0	6.0 - 10.0	10.0 - 14.0	14.0 - 20.0
COBALT BASE ALLOYS								
Powdered Metal, Stellite, Hs-21, Haynes 25/188, X-4, L-605	< 35 > 35	50 - 70 35 - 50	45 - 60 30 - 45	.008 - .020 .003 - .010	.010 - .025 .005 - .015	.020 - .050 .010 - .035	.025 - .075 .025 - .050	.050 - .100 .025 - .075
NICKEL BASE ALLOYS								
Invar, Kovar, Inconel-625/718, Waspalloy, Rene, Hastalloy, A286	< 35 > 35	35 - 50 20 - 35	30 - 45 15 - 25	.006 - .020 .003 - .010	.010 - .025 .005 - .015	.020 - .050 .010 - .035	.025 - .075 .025 - .050	.050 - .100 .025 - .075
TITANIUM ALLOYS								
Commercially Pure, 6Al-4V, Astm 1/2/3, 6Al-25N-4Zr-2Mo-Si		60 - 90	35 - 75	.008 - .025	.015 - .035	.025 - .065	.035 - .100	.075 - .125
5553 / Beta Titanium		50 - 65	45 - 60	.006 - .020	.010 - .025	.020 - .050	.025 - .075	.050 - .100
STAINLESS STEELS								
13/8, 15/5, 17-4, pH Types	< 35 > 35	45 - 75 35 - 50	30 - 45 25 - 45	.006 - .020 .003 - .010	.010 - .025 .005 - .015	.020 - .050 .010 - .035	.025 - .075 .025 - .050	.050 - .100 .025 - .075
Inox, 200 Series, 300 Series	< 35 > 35	60 - 80 45 - 60	40 - 55 30 - 45	.008 - .020 .003 - .010	.010 - .025 .005 - .015	.020 - .050 .010 - .035	.025 - .075 .025 - .050	.050 - .100 .025 - .075
304L, 316L, Nitronic 50, Inox	< 35 > 35	25 - 40 20 - 35	25 - 35 15 - 25	.006 - .015 .003 - .010	.010 - .020 .005 - .015	.020 - .035 .010 - .025	.025 - .050 .025 - .035	.035 - .075 .025 - .050
400 Series	< 35 > 35	45 - 70 35 - 50	30 - 45 25 - 40	.006 - .020 .003 - .010	.010 - .025 .005 - .015	.020 - .050 .010 - .035	.025 - .075 .025 - .050	.050 - .100 .025 - .075
HIGH STRENGTH TOOL STEELS								
4140, 4340, 6150, 5210, A2, D2, P20, H11, H13, S2, O1	< 30 30 - 38 > 38	45 - 60 30 - 45 15 - 30	35 - 50 25 - 35 10 - 25	.006 - .020 .003 - .010 .002 - .006	.010 - .025 .005 - .015 .003 - .008	.020 - .050 .010 - .035 .005 - .020	.025 - .075 .025 - .050 .015 - .040	.050 - .100 .025 - .075 .020 - .065
TOOL STEELS								
200, 250, 300, 8620, A36, 12L14, 1018, 1020	< 35 > 35	55 - 75 35 - 55	45 - 60 30 - 45	.008 - .025 .006 - .020	.015 - .035 .010 - .025	.025 - .065 .020 - .050	.035 - .100 .025 - .075	.075 - .125 .050 - .100
CAST MATERIAL								
Steel, Iron		75 - 105	50 - 75	.010 - .035	.025 - .050	.035 - .100	.050 - .150	.075 - 250
Aluminum		75 - 105	75 - 105	.010 - .035	.025 - .050	.035 - .100	.050 - .150	.075 - 250
ALUMINUM								
Aircraft Grade (6061, 7075)		90 - 150	90 - 150	.010 - .035	.025 - .050	.035 - .100	.050 - .150	.075 - 250
COPPER								
Copper Alloys		75 - 115	60 - 90	.008 - .025	.020 - .040	.025 - .065	.040 - .090	.050 - 200
BRASS, BRONZE								
Brass, Aluminum/Bronze, Low Silicon Bronze		75 - 115	60 - 90	.008 - .025	.020 - .040	.025 - .065	.040 - .090	.050 - 200
COMPOSITE MATERIAL								
Glass Epoxy, Fiberglass, Plastics		60 - 120	60 - 120	.010 - .035	.025 - .050	.035 - .100	.050 - .150	.075 - 250
Graphite, G10, Carbon Fiber		90 - 150	75 - 135	.010 - .035	.025 - .050	.035 - .100	.050 - .150	.075 - 250




NOTE - ABOVE ARE STARTING PARAMETERS ONLY. HIGHER RESULTS MAY BE ACHIEVED WITH OPTIMUM CONDITIONS.

Speeds and Feeds - Drill Mills

Fractional

* Through Hole *

Type	Rc Hardness	SFM (Vc)		CHIPLOAD PER FLUTE (Fz)			
		152M, 152MA 154M, 154MA	152D, 152DA	1/8" - 1/4"	1/4" - 3/8"	3/8" - 1/2"	1/2" - 3/4"
TITANIUM ALLOYS							
Commercially Pure, 6Al-4V, Astm 1/2/3, 6Al-25Ni-4Zr-2Mo-Si		-	125 - 250	.0007" - .0015"	.0010" - .0025"	.0015" - .0040"	.0030" - .0050"
STAINLESS STEELS							
13/8, 15/5, 17-4, pH Types	< 35 > 35	-	100 - 150 80 - 150	.0005" - .0010" .0003" - .0005"	.0008" - .0020" .0005" - .0015"	.0010" - .0030" .0010" - .0020"	.0020" - .0040" .0010" - .0030"
HIGH STRENGTH TOOL STEELS							
4140, 4340, 6150, 5210, A2, D2, P20, H11, H13, S2, O1	< 30 30 - 38	-	125 - 175 80 - 120	.0005" - .0010" .0003" - .0005"	.0008" - .0020" .0005" - .0015"	.0010" - .0030" .0010" - .0020"	.0020" - .0040" .0010" - .0030"
MEDIUM ALLOY TOOL STEELS							
200, 250, 300, 8620	< 35 > 35	-	150 - 200 100 - 150	.0007" - .0015" .0005" - .0010"	.0010" - .0025" .0008" - .0020"	.0015" - .0040" .0010" - .0030"	.0030" - .0050" .0020" - .0040"
CARBON STEELS							
A36, 12L14, 1000's, 1100's, 1300's	< 35 > 35	175 - 250 -	150 - 200 100 - 150	.0007" - .0015" .0005" - .0010"	.0010" - .0025" .0008" - .0020"	.0015" - .0040" .0010" - .0030"	.0030" - .0050" .0020" - .0040"
CAST MATERIAL							
Steel		-	175 - 250	.0010" - .0020"	.0015" - .0030"	.0020" - .0040"	.0030" - .0060"
Ductile Iron		-	175 - 250	.0010" - .0020"	.0015" - .0030"	.0020" - .0040"	.0030" - .0060"
Gray Iron		-	175 - 250	.0010" - .0020"	.0015" - .0030"	.0020" - .0040"	.0030" - .0060"
Aluminum		250 - 350	250 - 350	.0010" - .0020"	.0015" - .0030"	.0020" - .0040"	.0030" - .0060"
ALUMINUM							
Aircraft Grade (6061, 7075)		350 - 500	300 - 400	.0010" - .0020"	.0015" - .0030"	.0020" - .0040"	.0030" - .0060"
MAGNESIUM							
		250 - 400	250 - 350	.0010" - .0020"	.0015" - .0030"	.0020" - .0040"	.0030" - .0060"
COPPER							
Copper Alloys		250 - 350	150 - 300	.0007" - .0015"	.0010" - .0025"	.0015" - .0035"	.0020" - .0050"
BRASS, BRONZE							
Brass, Aluminum/Bronze, Low Silicon Bronze		250 - 350	150 - 300	.0007" - .0015"	.0010" - .0025"	.0015" - .0035"	.0020" - .0050"
COMPOSITE MATERIAL							
Glass Epoxy, Fiberglass, Plastics		250 - 450	200 - 400	.0010" - .0020"	.0015" - .0030"	.0020" - .0040"	.0030" - .0060"
Graphite, G10, Carbon Fiber		300 - 500	250 - 450	.0010" - .0020"	.0015" - .0030"	.0020" - .0040"	.0030" - .0060"



NOTE - ABOVE ARE STARTING PARAMETERS ONLY. HIGHER RESULTS MAY BE ACHIEVED WITH OPTIMUM CONDITIONS.

Speeds and Feeds - Drill Mills

Metric

* Through Hole *


TECHNICAL

Type	Rc Hardness	SFM (Vc)		CHIPLOAD PER FLUTE (Fz)			
		152M, 152MA 154M, 154MA	152D, 152DA	3.0 - 6.0	6.0 - 10.0	10.0 - 14.0	14.0 - 20.0
TITANIUM ALLOYS							
Commercially Pure, 6Al-4V, Astm 1/2/3, 6Al-2Sn-4Zr-2Mo-Si		-	35 - 75	.015 - .035	.025 - .065	.035 - .100	.075 - .125
STAINLESS STEELS							
13/8, 15/5, 17-4, pH Types	< 35 > 35	-	30 - 45 25 - 45	.010 - .025 .005 - .015	.020 - .050 .010 - .035	.025 - .075 .025 - .050	.050 - .100 .025 - .075
HIGH STRENGTH TOOL STEELS							
4140, 4340, 6150, 5210, A2, D2, P20, H11, H13, S2, O1	< 30 30 - 38	-	35 - 50 25 - 35	.010 - .025 .005 - .015	.020 - .050 .010 - .035	.025 - .075 .025 - .050	.050 - .100 .025 - .075
MEDIUM ALLOY TOOL STEELS							
200, 250, 300, 8620	< 35 > 35	-	45 - 60 30 - 45	.015 - .035 .010 - .025	.025 - .065 .020 - .050	.035 - .100 .025 - .075	.075 - .125 .050 - .100
CARBON STEELS							
A36, 12L14, 1000's, 1100's, 1300's	< 35 > 35	55 - 75 -	45 - 60 30 - 45	.015 - .035 .010 - .025	.025 - .065 .020 - .050	.035 - .100 .025 - .075	.075 - .125 .050 - .100
CAST MATERIAL							
Steel		-	50 - 75	.025 - .050	.035 - .075	.050 - .100	.075 - .150
Ductile Iron		-	60 - 90	.025 - .050	.035 - .075	.050 - .100	.075 - .150
Gray Iron		-	50 - 75	.025 - .050	.035 - .075	.050 - .100	.075 - .150
Aluminum		75 - 105	75 - 105	.025 - .050	.035 - .075	.050 - .100	.075 - .150
ALUMINUM							
Aircraft Grade (6061, 7075)		90 - 150	90 - 150	.025 - .050	.035 - .075	.050 - .100	.075 - .150
MAGNESIUM							
		90 - 135	75 - 105	.020 - .040	.025 - .065	.040 - .090	.050 - .125
COPPER							
Copper Alloys		75 - 115	60 - 90	.020 - .040	.025 - .065	.040 - .090	.050 - .125
BRASS, BRONZE							
Brass, Aluminum/Bronze, Low Silicon Bronze		75 - 115	60 - 90	.020 - .040	.025 - .065	.040 - .090	.050 - .125
COMPOSITE MATERIAL							
Glass Epoxy, Fiberglass, Plastics		60 - 120	60 - 120	.025 - .050	.035 - .075	.050 - .100	.075 - .150
Graphite, G10, Carbon Fiber		90 - 150	75 - 135	.025 - .050	.035 - .075	.050 - .100	.075 - .150

DRILL MILL USES:

Through Hole - mostly for composites, plastics, softer steels, copper, aluminum and similar metals.

Drilling through, then side milling



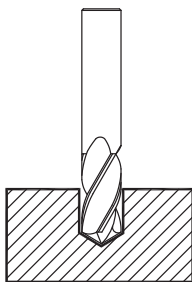

NOTE - ABOVE ARE STARTING PARAMETERS ONLY. HIGHER RESULTS MAY BE ACHIEVED WITH OPTIMUM CONDITIONS.

Speeds and Feeds - Drill Mills

Fractional

* Solids *

Type	Rc Hardness	SFM (Vc)	CHIPLOAD PER FLUTE (Fz)			
		152M, 152MA 154M, 154MA	1/8" - 1/4"	1/4" - 3/8"	3/8" - 1/2"	1/2" - 3/4"
STAINLESS STEELS						
13/8, 15/5, 17-4, pH Types	< 35	125 - 175	.0003" - .0008"	.0005" - .0010"	.0008" - .0020"	.0010" - .0030"
400 Series	< 35	125 - 175	.0003" - .0008"	.0005" - .0010"	.0008" - .0020"	.0010" - .0030"
HIGH STRENGTH TOOL STEELS						
4140, 4340, 6150, 5210, A2, D2, P20, H11, H13, S2, O1	< 30	125 - 200	.0003" - .0008"	.0005" - .0010"	.0008" - .0020"	.0010" - .0030"
	30 - 38	90 - 125	.0002" - .0004"	.0003" - .0005"	.0005" - .0015"	.0010" - .0020"
MEDIUM ALLOY TOOL STEELS						
200, 250, 300	< 35	150 - 225	.0005" - .0010"	.0007" - .0015"	.0010" - .0025"	.0015" - .0040"
CARBON STEELS						
A36, 1000's, 1100's, 1300's	< 35	150 - 250	.0005" - .0010"	.0007" - .0015"	.0010" - .0025"	.0015" - .0040"
CAST MATERIAL						
Steel		150 - 250	.0007" - .0015"	.0010" - .0020"	.0015" - .0030"	.0020" - .0040"
Aluminum		200 - 350	.0007" - .0015"	.0010" - .0020"	.0015" - .0030"	.0020" - .0040"
ALUMINUM						
Aircraft Grade (6061, 7075)		250 - 400	.0007" - .0015"	.0010" - .0020"	.0015" - .0030"	.0020" - .0040"
MAGNESIUM						
		250 - 400	.0007" - .0015"	.0010" - .0020"	.0015" - .0030"	.0020" - .0040"
COPPER						
Copper Alloys		250 - 350	.0005" - .0010"	.0007" - .0015"	.0010" - .0025"	.0015" - .0035"
BRASS, BRONZE						
Brass, Aluminum/Bronze, Low Silicon Bronze		250 - 350	.0005" - .0010"	.0007" - .0015"	.0010" - .0025"	.0015" - .0035"
COMPOSITE MATERIAL						
Glass Epoxy, Fiberglass, Plastics		250 - 450	.0007" - .0015"	.0010" - .0020"	.0015" - .0030"	.0020" - .0040"
Graphite, G10, Carbon Fiber		300 - 500	.0007" - .0015"	.0010" - .0020"	.0015" - .0030"	.0020" - .0040"



Slotting

DRILL MILL USES:

Solids - primarily for use in composites and plastics.

NOTE - ABOVE ARE STARTING PARAMETERS ONLY. HIGHER RESULTS MAY BE ACHIEVED WITH OPTIMUM CONDITIONS.

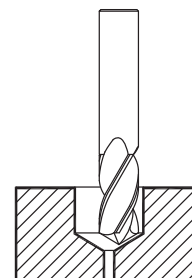

Speeds and Feeds - Drill Mills

Metric

*** Solids ***

TECHNICAL

Type	Rc Hardness	SFM (Vc)	CHIPLOAD PER FLUTE (Fz)			
		152M, 152MA 154M, 154MA	3.0 - 6.0	6.0 - 10.0	10.0 - 14.0	14.0 - 20.0
STAINLESS STEELS						
13/8, 15/5, 17-4, pH Types	< 35	45 - 75	.006 - .020	.010 - .025	.020 - .050	.025 - .075
400 Series	< 35	45 - 75	.006 - .020	.010 - .025	.020 - .050	.025 - .075
HIGH STRENGTH TOOL STEELS						
4140, 4340, 6150, 5210, A2, D2, P20, H11, H13, S2, O1	< 30 30 - 38	45 - 60	.006 - .020	.010 - .025	.020 - .050	.025 - .075
		30 - 45	.003 - .010	.005 - .015	.010 - .035	.025 - .050
MEDIUM ALLOY TOOL STEELS						
200, 250, 300	< 35	55 - 75	.008 - .025	.015 - .035	.025 - .065	.035 - .100
CARBON STEELS						
A36, 1000's, 1100's, 1300's	< 35	55 - 75	.008 - .025	.015 - .035	.025 - .065	.035 - .100
CAST MATERIAL						
Steel		75 - 105	.010 - .035	.025 - .050	.035 - .075	.050 - .100
Aluminum		75 - 105	.010 - .035	.020 - .050	.035 - .075	.050 - .100
ALUMINUM						
Aircraft Grade (6061, 7075)		90 - 150	.010 - .035	.025 - .050	.035 - .075	.050 - .100
MAGNESIUM						
		90 - 135	.008 - .025	.020 - .040	.025 - .065	.040 - .090
COPPER						
Copper Alloys		75 - 115	.008 - .025	.020 - .040	.025 - .065	.040 - .090
BRASS, BRONZE						
Brass, Aluminum/Bronze, Low Silicon Bronze		75 - 115	.008 - .025	.020 - .040	.025 - .065	.040 - .090
COMPOSITE MATERIAL						
Glass Epoxy, Fiberglass, Plastics		60 - 120	.010 - .035	.025 - .050	.035 - .075	.050 - .100
Graphite, G10, Carbon Fiber		90 - 150	.010 - .035	.025 - .050	.035 - .075	.050 - .100



Milling pre-drilled through hole to size

NOTE - ABOVE ARE STARTING PARAMETERS ONLY. HIGHER RESULTS MAY BE ACHIEVED WITH OPTIMUM CONDITIONS.

GARR TOOL Drilling Guide

Fractional

TECHNICAL

Type	Rc Hardness	RECOMMENDED SFM BY SERIES						
		1100, 1120	4000	1200, 1205, 1520, 1600, 1400	1500, 1510, 1300	1700	1700K	1800H
COBALT BASE ALLOYS								
Powdered Metal, Stellite, Hs-21, Haynes 25/188, X-40, L-605	< 35 > 35	80 - 120 -	80 - 120 -	100 - 150 80 - 110	100 - 150 80 - 110	- -	- -	- -
NICKEL BASE ALLOYS								
Invar, Kovar, Inconel-625/718, Waspalloy, Rene, Hastalloy, A286	< 35 > 35	100 - 125 -	100 - 125 -	100 - 150 90 - 125	125 - 175 90 - 125	- -	- -	- -
IRON BASE ALLOYS								
Incoloy 800-802, Multimet N-155, Timkin 16-25-6, Carpenter 22-b3	< 35 > 35	100 - 125 -	100 - 125 -	100 - 150 90 - 125	125 - 175 90 - 150	- -	- -	- -
MONEL								
Monel - 65% Nickel		-	-	100 - 150	100 - 150	-	-	-
TITANIUM ALLOYS								
Commercially Pure, 6Al-4V, Astm 1/2/3, 6Al-25N-4Zr-2Mo-Si		125 - 175	125 - 175	150 - 200	150 - 200	-	-	-
STAINLESS STEELS								
(Precipitation) 13/8, 15/5, 17-4, pH Types	< 35 > 35	- -	125 - 150 -	125 - 175 80 - 125	150 - 200 100 - 150	- -	- -	- -
(Austenitic) Inox, 200 Series, 300 Series	< 35 > 35	- -	125 - 150 -	100 - 175 100 - 125	150 - 200 125 - 150	- -	- -	- -
(Austenitic) 304L, 316L, Nitronic 50, Inox	< 35 > 35	- -	100 - 125 -	80 - 100 60 - 90	90 - 125 80 - 100	- -	- -	- -
(Martensitic) 400 Series	< 35 > 35	- -	125 - 150 -	100 - 150 80 - 125	125 - 175 100 - 140	- -	- -	- -
HIGH STRENGTH TOOL STEELS								
4140, 4340, 6150, 5210, A2, D2, P20, H11, H13, S2, O1	< 35 35 - 50	- -	125 - 150 -	100 - 175 80 - 130	125 - 175 80 - 130	- -	- -	- -
Thompson Shaft, Armor Plate (Class 1)	> 50	-	-	-	70 - 90	-	-	-
MEDIUM ALLOY TOOL STEELS								
200, 250, 300, 8620	< 35 > 35	- -	125 - 150 -	125 - 175 100 - 150	125 - 175 100 - 150	- -	- -	- -
CARBON STEELS								
Platinum, A36, 12L14, 1000's, 1100's, 1300's	< 35 > 35	- -	125 - 150 -	125 - 175 100 - 125	150 - 200 100 - 175	- -	- -	- -
CAST MATERIAL								
Steel		150 - 200	150 - 200	125 - 175	-	100 - 150	125 - 225	-
Ductile Iron		200 - 400	200 - 300	125 - 200	150 - 250	100 - 175	150 - 300	-
Gray Iron		175 - 300	150 - 250	100 - 200	150 - 250	150 - 250	150 - 300	-
Aluminum		200 - 400	175 - 300	150 - 250	-	175 - 300	200 - 350	250 - 400
ALUMINUM								
Aircraft Grade (6061, 7075)		-	200	250 - 350	-	-	-	250 - 400
MAGNESIUM								
		-	200	200 - 300	-	-	-	200 - 400
COPPER								
Copper Alloys		-	200	150 - 250	-	-	-	-
BRASS, BRONZE								
Brass, Aluminum/Bronze, Low Silicon Bronze		-	-	150 - 300 125 - 200	- -	- -	- -	200 - 400 200 - 400
COMPOSITE MATERIAL								
Glass Epoxy, Fiberglass, Plastics, Graphite, G10		200	200	150 - 300	150 - 300	-	-	-

INCREASE SFM 20%-40% FOR HARDLUBE COATING

NOTE - ABOVE ARE STARTING PARAMETERS ONLY. HIGHER RESULTS MAY BE ACHIEVED WITH OPTIMUM CONDITIONS.

GARR TOOL Drilling Guide

Fractional

Type	Rc Hardness	CHIPLOAD PER FLUTE (Fz)				
		1/16" - 1/8"	1/8" - 1/4"	1/4" - 3/8"	3/8" - 1/2"	1/2" - 5/8"
COBALT BASE ALLOYS						
Powdered Metal, Stellite, Hs-21, Haynes 25/188, X-40, L-605	< 35	.0004" - .0010"	.0008" - .0020"	.0015" - .0025"	.0020" - .0040"	.0025" - .0050"
	> 35	.0004" - .0010"	.0005" - .0010"	.0010" - .0015"	.0010" - .0020"	.0015" - .0030"
NICKEL BASE ALLOYS						
Invar, Kovar, Inconel-625/718, Waspalloy, Rene, Hastalloy, A286	< 35	.0005" - .0015"	.0010" - .0015"	.0015" - .0025"	.0020" - .0040"	.0025" - .0050"
	> 35	.0004" - .0010"	.0008" - .0015"	.0010" - .0015"	.0015" - .0030"	.0020" - .0040"
IRON BASE ALLOYS						
Incoloy 800-802, Multimet N-155, Timkin 16-25-6, Carpenter 22-b3	< 35	.0010" - .0015"	.0010" - .0020"	.0015" - .0035"	.0020" - .0050"	.0030" - .0060"
	> 35	.0008" - .0015"	.0010" - .0020"	.0015" - .0025"	.0020" - .0040"	.0025" - .0050"
MONEL						
Monel - 65% Nickel		.0004" - .0010"	.0008" - .0015"	.0010" - .0015"	.0015" - .0030"	.0020" - .0040"
TITANIUM ALLOYS						
Commercially Pure, 6Al-4V, Astm 1/2/3, 6Al-25N-4Zr-2Mo-Si		.0008" - .0015"	.0010" - .0020"	.0015" - .0030"	.0020" - .0040"	.0025" - .0050"
STAINLESS STEELS						
(Precipitation) 13/8, 15/5, 17-4, pH Types	< 35	.0005" - .0015"	.0010" - .0020"	.0015" - .0035"	.0020" - .0040"	.0025" - .0050"
	> 35	.0004" - .0010"	.0008" - .0015"	.0010" - .0015"	.0015" - .0030"	.0020" - .0040"
(Austenitic) Inox, 200 Series, 300 Series	< 35	.0005" - .0015"	.0010" - .0020"	.0015" - .0035"	.0020" - .0040"	.0025" - .0050"
	> 35	.0004" - .0010"	.0008" - .0015"	.0010" - .0015"	.0015" - .0030"	.0020" - .0040"
(Austenitic) 304L, 316L, Nitronic 50, Inox	< 35	.0004" - .0010"	.0008" - .0015"	.0010" - .0015"	.0015" - .0030"	.0020" - .0040"
	> 35	.0003" - .0008"	.0005" - .0010"	.0010" - .0015"	.0010" - .0020"	.0015" - .0030"
(Martensitic) 400 Series	< 35	.0005" - .0015"	.0010" - .0020"	.0015" - .0035"	.0020" - .0040"	.0025" - .0050"
	> 35	.0004" - .0010"	.0008" - .0015"	.0010" - .0015"	.0015" - .0030"	.0020" - .0040"
HIGH STRENGTH TOOL STEELS						
4140, 4340, 6150, 5210, A2, D2, P20, H11, H13, S2, O1	< 35	.0005" - .0015"	.0010" - .0020"	.0015" - .0025"	.0015" - .0030"	.0020" - .0040"
	35 - 50	.0004" - .0010"	.0008" - .0020"	.0010" - .0020"	.0015" - .0030"	.0020" - .0040"
Thompson Shaft, Armor Plate (Class 1)	> 50	.0003" - .0006"	.0005" - .0010"	.0008" - .0015"	.0010" - .0020"	.0015" - .0030"
MEDIUM ALLOY TOOL STEELS						
200, 250, 300, 8620	< 35	.0010" - .0015"	.0015" - .0025"	.0020" - .0030"	.0020" - .0040"	.0025" - .0050"
	> 35	.0005" - .0010"	.0010" - .0020"	.0010" - .0025"	.0015" - .0030"	.0020" - .0040"
CARBON STEELS						
Platinum, A36, 12L14, 1000's, 1100's, 1300's	< 35	.0010" - .0015"	.0015" - .0025"	.0020" - .0030"	.0020" - .0040"	.0025" - .0050"
	> 35	.0005" - .0010"	.0010" - .0020"	.0010" - .0025"	.0015" - .0035"	.0020" - .0040"
CAST MATERIAL						
Steel		.0008" - .0015"	.0010" - .0020"	.0015" - .0030"	.0020" - .0040"	.0025" - .0050"
Ductile Iron		.0010" - .0020"	.0010" - .0030"	.0015" - .0035"	.0025" - .0040"	.0030" - .0050"
Gray Iron		.0010" - .0020"	.0010" - .0030"	.0015" - .0035"	.0025" - .0040"	.0030" - .0050"
Aluminum		.0010" - .0020"	.0015" - .0040"	.0020" - .0050"	.0030" - .0060"	.0035" - .0070"
ALUMINUM						
Aircraft Grade (6061, 7075)		.0010" - .0020"	.0015" - .0040"	.0020" - .0050"	.0030" - .0060"	.0035" - .0070"
MAGNESIUM						
		.0010" - .0020"	.0010" - .0030"	.0015" - .0035"	.0025" - .0040"	.0030" - .0050"
COPPER						
Copper Alloys		.0010" - .0020"	.0010" - .0030"	.0015" - .0035"	.0025" - .0040"	.0030" - .0050"
BRASS, BRONZE						
Brass, Aluminum/Bronze, Low Silicon Bronze		.0010" - .0020"	.0010" - .0030"	.0015" - .0035"	.0025" - .0040"	.0030" - .0050"
		.0008" - .0015"	.0010" - .0020"	.0015" - .0030"	.0020" - .0040"	.0025" - .0050"
COMPOSITE MATERIAL						
Glass Epoxy, Fiberglass, Plastics, Graphite, G10		.0006" - .0015"	.0008" - .0020"	.0010" - .0025"	.0015" - .0030"	.0020" - .0040"

NOTE - ABOVE ARE STARTING PARAMETERS ONLY. HIGHER RESULTS MAY BE ACHIEVED WITH OPTIMUM CONDITIONS.

GARR TOOL Drilling Guide

Metric

Type	Rc Hardness	RECOMMENDED M/Min. BY SERIES						
		1100, 1120	4000	1200, 1205, 1520, 1600, 1400	1500, 1510, 1300	1700	1700K	1800H
COBALT BASE ALLOYS								
Powdered Metal, Stellite, Hs-21, Haynes 25/188, X-40, L-605	< 35	25 - 40	25 - 40	30 - 45	30 - 45	-	-	-
	> 35	-	-	25 - 35	25 - 35	-	-	-
NICKEL BASE ALLOYS								
Invar, Kovar, Inconel-625/718, Waspalloy, Rene, Hastalloy, A286	< 35	30 - 40	30 - 40	30 - 45	40 - 50	-	-	-
	> 35	-	-	25 - 40	25 - 40	-	-	-
IRON BASE ALLOYS								
Incoloy 800-802, Multimet N-155, Timkin 16-25-6, Carpenter 22-b3	< 35	30 - 40	30 - 40	40 - 50	40 - 50	-	-	-
	> 35	-	-	30 - 40	30 - 45	-	-	-
MONEL								
Monel - 65% Nickel		-	-	30 - 45	30 - 45	-	-	-
TITANIUM ALLOYS								
Commercially Pure, 6Al-4V, Astm 1/2/3, 6Al-25N-4Zr-2Mo-Si		-	40 - 50	45 - 60	45 - 60	-	-	-
STAINLESS STEELS								
(Precipitation) 13/8, 15/5, 17-4, pH Types	< 35	-	40 - 45	40 - 50	45 - 60	-	-	-
	> 35	-	-	25 - 40	30 - 45	-	-	-
(Austenitic) Inox, 200 Series, 300 Series	< 35	-	40 - 45	30 - 50	45 - 60	-	-	-
	> 35	-	-	30 - 40	40 - 45	-	-	-
(Austenitic) 304L, 316L, Nitronic 50, Inox	< 35	-	30 - 40	25 - 30	30 - 40	-	-	-
	> 35	-	-	20 - 30	25 - 30	-	-	-
(Martensitic) 400 Series	< 35	-	40 - 45	30 - 45	40 - 55	-	-	-
	> 35	-	-	25 - 40	30 - 45	-	-	-
HIGH STRENGTH TOOL STEELS								
4140, 4340, 6150, 5210, A2, D2, P20, H11, H13, S2, O1	< 35	-	40 - 45	30 - 55	40 - 55	-	-	-
	35 - 50	-	-	25 - 40	25 - 40	-	-	-
Thompson Shaft, Armor Plate (Class 1)	> 50	-	-	-	20 - 30	-	-	-
MEDIUM ALLOY TOOL STEELS								
200, 250, 300, 8620	< 35	-	40 - 45	40 - 55	40 - 55	-	-	-
	> 35	-	-	30 - 45	30 - 45	-	-	-
CARBON STEELS								
Platinum, A36, 12L14, 1000's, 1100's, 1300's	< 35	-	40 - 45	40 - 55	45 - 60	-	-	-
	> 35	-	-	30 - 40	30 - 55	-	-	-
CAST MATERIAL								
Ductile Iron		60 - 120	60 - 90	40 - 60	45 - 75	40 - 60	50 - 80	-
Gray Iron		50 - 90	45 - 75	30 - 60	45 - 75	40 - 60	50 - 80	-
Aluminum		60 - 120	55 - 90	45 - 70	-	40 - 70	60 - 90	70 - 120
Steel		45 - 60	45 - 60	40 - 55	-	40 - 60	50 - 80	-
ALUMINUM								
Aircraft Grade (6061, 7075)		-	60	75 - 100	-	-	-	70 - 120
MAGNESIUM								
		-	60	60 - 90	-	-	-	60 - 120
COPPER								
Copper Alloys		-	60	45 - 70	-	-	-	-
BRASS, BRONZE								
Brass, Aluminum/Bronze, Low Silicon Bronze		-	-	45 - 90	-	-	-	60 - 120
		-	-	40 - 60	-	-	-	60 - 120
COMPOSITE MATERIAL								
Glass Epoxy, Fiberglass, Plastics, Graphite, G10		60	60	45 - 90	45 - 90	-	-	-

INCREASE M/Min. 20%-40% FOR HARDLUBE COATING

NOTE - ABOVE ARE STARTING PARAMETERS ONLY. HIGHER RESULTS MAY BE ACHIEVED WITH OPTIMUM CONDITIONS.

GARR TOOL Drilling Guide

Metric

Type	Rc Hardness	CHIPLOAD PER FLUTE (Fz)				
		2.0 - 3.0	3.0 - 6.0	6.0 - 10.0	10.0 - 13.0	13.0 - 16.0
COBALT BASE ALLOYS						
Powdered Metal, Stellite, Hs-21, Haynes 25/188, X-4, L-605	< 35	.010 - .025	.020 - .050	.040 - .065	.050 - .100	.065 - .125
	> 35	.010 - .025	.013 - .025	.025 - .040	.025 - .050	.040 - .075
NICKEL BASE ALLOYS						
Invar, Kovar, Inconel-625/718, Waspalloy, Rene, Hastalloy, A286	< 35	.013 - .040	.025 - .040	.040 - .065	.050 - .100	.065 - .125
	> 35	.010 - .025	.020 - .040	.025 - .040	.040 - .075	.050 - .100
IRON BASE ALLOYS						
Incoloy 800-802, Multimet N-155, Timkin 16-25-6, Carpenter 22-b3	< 35	.025 - .040	.025 - .050	.040 - .090	.050 - .100	.075 - .150
	> 35	.020 - .040	.025 - .050	.040 - .065	.040 - .075	.065 - .125
MONEL						
Monel - 65% Nickel		.010 - .025	.020 - .040	.025 - .040	.040 - .075	.050 - .100
TITANIUM ALLOYS						
Commercially Pure, 6Al-4V, Astm 1/2/3, 6Al-25N-4Zr-2Mo-Si		.020 - .040	.025 - .050	.040 - .075	.050 - .100	.065 - .125
STAINLESS STEELS						
(Precipitation) 13/8, 15/5, 17-4, pH Types	< 35	.013 - .040	.025 - .050	.040 - .090	.050 - .100	.065 - .125
	> 35	.010 - .025	.020 - .040	.025 - .040	.040 - .075	.050 - .100
(Austenitic) Inox, 200 Series, 300 Series	< 35	.013 - .040	.025 - .050	.040 - .090	.050 - .100	.065 - .125
	> 35	.010 - .025	.020 - .040	.025 - .040	.040 - .075	.050 - .100
(Austenitic) 304L, 316L, Nitronic 50, Inox	< 35	.010 - .025	.020 - .040	.025 - .040	.040 - .075	.050 - .100
	> 35	.008 - .020	.013 - .025	.025 - .040	.025 - .050	.040 - .075
(Martensitic) 400 Series	< 35	.013 - .040	.025 - .050	.040 - .090	.050 - .100	.065 - .125
	> 35	.010 - .025	.020 - .040	.025 - .040	.040 - .075	.050 - .100
HIGH STRENGTH TOOL STEELS						
4140, 4340, 6150, 5210, A2, D2, P20, H11, H13, S2, O1	< 35	.013 - .040	.025 - .050	.040 - .065	.050 - .100	.075 - .125
	35 - 50	.010 - .025	.020 - .050	.025 - .050	.030 - .075	.040 - .100
Thompson Shaft, Armor Plate (Class 1)	> 50	.008 - .020	.010 - .030	.015 - .040	.020 - .060	.030 - .080
MEDIUM ALLOY TOOL STEELS						
200, 250, 300, 8620	< 35	.025 - .040	.040 - .065	.050 - .075	.050 - .100	.065 - .125
	> 35	.013 - .040	.025 - .050	.025 - .065	.040 - .075	.050 - .100
CARBON STEELS						
Platinum, A36, 12L14, 1000's, 1100's, 1300's	< 35	.025 - .040	.040 - .065	.050 - .075	.050 - .100	.065 - .125
	> 35	.013 - .040	.025 - .050	.025 - .065	.040 - .090	.050 - .100
CAST MATERIAL						
Steel		.020 - .040	.025 - .050	.040 - .075	.050 - .100	.065 - .125
Ductile Iron		.025 - .050	.025 - .075	.040 - .090	.065 - .100	.075 - .125
Gray Iron		.025 - .050	.025 - .075	.040 - .090	.065 - .100	.075 - .125
Aluminum		.025 - .050	.025 - .100	.050 - .125	.075 - .150	.090 - .180
ALUMINUM						
Aircraft Grade (6061, 7075)		.025 - .050	.025 - .100	.050 - .125	.075 - .150	.090 - .180
MAGNESIUM						
		.025 - .050	.025 - .075	.040 - .090	.065 - .100	.075 - .125
COPPER						
Copper Alloys		.025 - .050	.025 - .075	.040 - .090	.065 - .100	.075 - .125
BRASS, BRONZE						
Brass, Aluminum/Bronze, Low Silicon Bronze		.025 - .050	.025 - .075	.040 - .090	.065 - .100	.075 - .125
		.020 - .040	.025 - .050	.040 - .075	.050 - .100	.065 - .125
COMPOSITE MATERIAL						
Glass Epoxy, Fiberglass, Plastics, Graphite, G10		.015 - .040	.020 - .050	.025 - .065	.040 - .075	.050 - .100

NOTE - ABOVE ARE STARTING PARAMETERS ONLY. HIGHER RESULTS MAY BE ACHIEVED WITH OPTIMUM CONDITIONS.

GARR TOOL High Performance Drilling Guide

Fractional - Mini Drills

Type	Rc Hardness	Recommended SFM	CHIPLOAD PER FLUTE (Fz)		
		Series 1250H 1550H 1850H	1/32" - 0.99mm (.0312" - .0390")	1.00mm - 2.00mm (.0394" - .0787")	2.01mm - 1/8" (.0791" - .1250")
COBALT BASE ALLOYS					
Powdered Metal, Stellite, Hs-21, Haynes 25/188, X-40, L-605	< 35	100 - 150	.0002" - .0004"	.0004" - .0008"	.0006" - .0012"
	> 35	80 - 110	.0002" - .0004"	.0003" - .0006"	.0005" - .0010"
NICKEL BASE ALLOYS					
Invar, Kovar, Inconel-625/718, Waspalloy, Rene, Hastalloy, A286	< 35	125 - 150	.0003" - .0005"	.0004" - .0008"	.0006" - .0012"
	> 35	100 - 125	.0002" - .0004"	.0003" - .0006"	.0005" - .0010"
IRON BASE ALLOYS					
Incoloy 800-802, Multimet N-155, Timkin 16-25-6, Carpenter 22-b3	< 35	125 - 175	.0004" - .0008"	.0006" - .0012"	.0008" - .0015"
	> 35	80 - 100	.0003" - .0006"	.0004" - .0008"	.0006" - .0012"
MONEL					
Monel - 65% Nickel		75 - 125	.0002" - .0004"	.0003" - .0006"	.0005" - .0010"
TITANIUM ALLOYS					
Commercially Pure, 6Al-4V, Astm 1/2/3, 6Al-25N-4Zr-2Mo-Si		150 - 200	.0003" - .0006"	.0004" - .0008"	.0006" - .0012"
STAINLESS STEELS					
(Precipitation) 13/8, 15/5, 17-4, pH Types	< 35	125 - 175	.0003" - .0005"	.0004" - .0008"	.0006" - .0012"
	> 35	80 - 125	.0002" - .0004"	.0003" - .0006"	.0005" - .0010"
(Austenitic) Inox, 200 Series, 300 Series	< 35	100 - 175	.0003" - .0005"	.0004" - .0008"	.0006" - .0012"
	> 35	80 - 125	.0002" - .0004"	.0003" - .0006"	.0005" - .0010"
(Austenitic) 304L, 316L, Nitronic 50, Inox	< 35	80 - 100	.0003" - .0005"	.0004" - .0008"	.0006" - .0012"
	> 35	60 - 90	.0002" - .0004"	.0003" - .0006"	.0005" - .0010"
(Martensitic) 400 Series	< 35	100 - 150	.0003" - .0005"	.0004" - .0008"	.0006" - .0012"
	> 35	80 - 125	.0002" - .0004"	.0003" - .0006"	.0005" - .0010"
HIGH STRENGTH TOOL STEELS					
4140, 4340, 6150, 5210, A2, D2, P20, H11, H13, S2, O1	< 35	100 - 175	.0003" - .0006"	.0004" - .0008"	.0006" - .0012"
	35-48	80 - 130	.0002" - .0005"	.0003" - .0008"	.0006" - .0012"
	> 48	60 - 80	.0002" - .0004"	.0003" - .0006"	.0005" - .0010"
MEDIUM ALLOY TOOL STEELS					
200, 250, 300, 8620	< 35	125 - 175	.0004" - .0008"	.0006" - .0012"	.0008" - .0015"
	> 35	80 - 125	.0003" - .0005"	.0004" - .0008"	.0006" - .0012"
CARBON STEELS					
Platinum, A36, 12L14, 1000's, 1100's, 1300's	< 35	125 - 175	.0004" - .0008"	.0006" - .0012"	.0008" - .0015"
	> 35	80 - 125	.0003" - .0005"	.0004" - .0008"	.0006" - .0012"
CAST MATERIAL					
Steel		100 - 175	.0003" - .0006"	.0004" - .0008"	.0006" - .0012"
Ductile Iron		100 - 200	.0004" - .0008"	.0006" - .0012"	.0008" - .0015"
Gray Iron		80 - 175	.0004" - .0008"	.0006" - .0012"	.0008" - .0015"
Aluminum		100 - 250	.0004" - .0008"	.0006" - .0012"	.0008" - .0015"
ALUMINUM					
2014, 2024, 6061-(T1-T6), 7075, Extruded		125 - 300	.0004" - .0008"	.0006" - .0012"	.0008" - .0015"
MAGNESIUM					
		125 - 250	.0004" - .0008"	.0006" - .0012"	.0008" - .0015"
COPPER					
Copper Alloys		125 - 250	.0004" - .0008"	.0006" - .0012"	.0008" - .0015"
BRASS					
Short Chips Long Chips		125 - 250	.0004" - .0008"	.0006" - .0012"	.0008" - .0015"
		100 - 200	.0003" - .0005"	.0004" - .0008"	.0006" - .0012"
BRONZE					
Short Chips Long Chips		100 - 250	.0004" - .0008"	.0006" - .0012"	.0008" - .0015"
		80 - 175	.0003" - .0006"	.0004" - .0008"	.0006" - .0012"

NOTE - ABOVE ARE STARTING PARAMETERS ONLY. HIGHER RESULTS MAY BE ACHIEVED WITH OPTIMUM CONDITIONS.

GARR TOOL High Performance Drilling Guide

Mini Drills - Metric

Type	Rc Hardness	Recommended M/Min.	CHIPLOAD PER FLUTE (Fz)		
		Series 1250H 1550H 1850H	1/32" - 0.99mm (.0312" - .0390")	1.00mm - 2.00mm (.0394" - .0787")	2.01mm - 1/8" (.0791" - .1250")
COBALT BASE ALLOYS					
Powdered Metal, Stellite, Hs-21, Haynes 25/188, X-40, L-605	< 35	30 - 45	.005 - .010	.010 - .020	.015 - .030
	> 35	25 - 35	.005 - .010	.008 - .015	.013 - .025
NICKEL BASE ALLOYS					
Invar, Kovar, Inconel-625/718, Waspalloy, Rene, Hastalloy, A286	< 35	40 - 45	.008 - .013	.010 - .020	.015 - .030
	> 35	30 - 40	.005 - .010	.008 - .015	.013 - .025
IRON BASE ALLOYS					
Incoloy 800-802, Multimet N-155, Timkin 16-25-6, Carpenter 22-b3	< 35	40 - 50	.010 - .020	.015 - .030	.020 - .038
	> 35	25 - 30	.008 - .015	.010 - .020	.015 - .030
MONEL					
Monel - 65% Nickel		20 - 40	.005 - .010	.008 - .015	.013 - .025
TITANIUM ALLOYS					
Commercially Pure, 6Al-4V, Astm 1/2/3, 6Al-25N-4Zr-2Mo-Si		45 - 60	.008 - .015	.010 - .020	.015 - .030
STAINLESS STEELS					
(Precipitation) 13/8, 15/5, 17-4, pH Types	< 35	40 - 50	.008 - .013	.010 - .020	.015 - .030
	> 35	25 - 40	.005 - .010	.008 - .015	.013 - .025
(Austenitic) Inox, 200 Series, 300 Series	< 35	30 - 50	.008 - .013	.010 - .020	.015 - .030
	> 35	25 - 40	.005 - .010	.008 - .015	.013 - .025
(Austenitic) 304L, 316L, Nitronic 50, Inox	< 35	25 - 30	.008 - .013	.010 - .020	.015 - .030
	> 35	20 - 25	.005 - .010	.008 - .015	.013 - .025
(Martensitic) 400 Series	< 35	30 - 45	.008 - .013	.010 - .020	.015 - .030
	> 35	25 - 40	.005 - .010	.008 - .015	.013 - .025
HIGH STRENGTH TOOL STEELS					
4140, 4340, 6150, 5210, A2, D2, P20, H11, H13, S2, O1	< 35	30 - 50	.008 - .015	.010 - .020	.015 - .030
	35-48	25 - 40	.005 - .013	.008 - .020	.015 - .030
	> 48	20 - 25	.005 - .010	.008 - .015	.013 - .025
MEDIUM ALLOY TOOL STEELS					
200, 250, 300, 8620	< 35	40 - 50	.010 - .020	.015 - .030	.020 - .038
	> 35	25 - 40	.008 - .013	.010 - .020	.015 - .030
CARBON STEELS					
Platinum, A36, 12L14, 1000's, 1100's, 1300's	< 35	40 - 50	.010 - .020	.015 - .030	.020 - .038
	> 35	25 - 40	.008 - .013	.010 - .020	.015 - .030
CAST MATERIAL					
Steel		30 - 50	.008 - .015	.010 - .020	.015 - .030
Ductile Iron		30 - 60	.010 - .020	.015 - .030	.020 - .038
Gray Iron		25 - 50	.010 - .020	.015 - .030	.020 - .038
Aluminum		30 - 75	.010 - .020	.015 - .030	.020 - .038
ALUMINUM					
2014, 2024, 6061-(T1-T6), 7075, Extruded		40 - 90	.010 - .020	.015 - .030	.020 - .038
MAGNESIUM					
		40 - 75	.010 - .020	.015 - .030	.020 - .038
COPPER					
Copper Alloys		40 - 75	.010 - .020	.015 - .030	.020 - .038
BRASS					
Short Chips Long Chips		40 - 75	.010 - .020	.015 - .030	.020 - .038
		30 - 60	.008 - .013	.010 - .020	.015 - .030
BRONZE					
Short Chips Long Chips		30 - 75	.010 - .020	.015 - .030	.020 - .038
		25 - 50	.008 - .015	.010 - .020	.015 - .030

NOTE - ABOVE ARE STARTING PARAMETERS ONLY. HIGHER RESULTS MAY BE ACHIEVED WITH OPTIMUM CONDITIONS.

GARR TOOL High Performance Drilling Guide

Fractional

TECHNICAL

Type	Rc Hardness	Recommended SFM		CHIPLOAD PER FLUTE (Fz)				
		NON-COOLANT	COOLANT FED	1/8" - 1/4"	1/4" - 3/8"	3/8" - 1/2"	1/2" - 5/8"	5/8" - 3/4"
COBALT BASE ALLOYS								
Powdered Metal, Stellite, Hs-21, Haynes 25/188, X-40, L-605	< 35	185	225	.0010" - .0020"	.0020" - .0030"	.0025" - .0035"	.0030" - .0040"	.0035" - .0055"
	> 35	125	180	.0005" - .0015"	.0015" - .0025"	.0020" - .0030"	.0025" - .0035"	.0030" - .0045"
NICKEL BASE ALLOYS								
Invar, Kovar, Inconel-625/718, Waspalloy, Rene, Hastalloy, A286	< 35	150	225	.0010" - .0020"	.0020" - .0030"	.0025" - .0035"	.0030" - .0040"	.0035" - .0055"
	> 35	125	180	.0005" - .0015"	.0015" - .0025"	.0020" - .0030"	.0025" - .0035"	.0030" - .0045"
IRON BASE ALLOYS								
Incoloy 800-802, Multimet N-155, Timkin 16-25-6, Carpenter 22-b3	< 35	200	300	.0015" - .0025"	.0025" - .0030"	.0025" - .0035"	.0035" - .0045"	.0035" - .0055"
	> 35	150	240	.0005" - .0015"	.0015" - .0025"	.0025" - .0030"	.0030" - .0035"	.0030" - .0045"
MONEL								
Monel - 65% Nickel		150	225	.0010" - .0020"	.0015" - .0025"	.0020" - .0030"	.0025" - .0035"	.0035" - .0055"
TITANIUM ALLOYS								
Commercially Pure, 6Al-4V, Astm 1/2/3, 6Al-25N-4Zr-2Mo-Si		225	350	.0010" - .0020"	.0020" - .0030"	.0025" - .0035"	.0030" - .0040"	.0035" - .0055"
STAINLESS STEELS								
(Precipitation) 13/8, 15/5, 17-4, pH Types	< 35	225	300	.0015" - .0025"	.0025" - .0030"	.0030" - .0035"	.0035" - .0045"	.0040" - .0055"
	> 35	175	240	.0005" - .0015"	.0015" - .0025"	.0025" - .0030"	.0030" - .0035"	.0035" - .0045"
(Austenitic) Inox, 200 Series, 300 Series	< 35	225	300	.0015" - .0025"	.0025" - .0030"	.0030" - .0035"	.0035" - .0045"	.0040" - .0055"
	> 35	175	225	.0010" - .0015"	.0015" - .0020"	.0020" - .0025"	.0025" - .0035"	.0035" - .0045"
(Austenitic) 304L, 316L, Nitronic 50, Inox	< 35	125	175	.0010" - .0015"	.0015" - .0020"	.0020" - .0030"	.0030" - .0040"	.0025" - .0040"
	> 35	80	100	.0003" - .0010"	.0010" - .0015"	.0015" - .0025"	.0025" - .0035"	.0020" - .0040"
(Martensitic) 400 Series	< 35	225	300	.0015" - .0025"	.0025" - .0030"	.0030" - .0035"	.0035" - .0045"	.0040" - .0055"
	> 35	175	240	.0005" - .0015"	.0015" - .0025"	.0025" - .0030"	.0030" - .0035"	.0035" - .0045"
HIGH STRENGTH TOOL STEELS								
4140, 4340, 6150, 5210, A2, D2, P20, H11, H13, S2, O1	< 35	200	300	.0015" - .0025"	.0025" - .0030"	.0030" - .0035"	.0035" - .0045"	.0045" - .0055"
	> 35	175	240	.0005" - .0015"	.0015" - .0025"	.0025" - .0030"	.0030" - .0035"	.0035" - .0045"
MEDIUM ALLOY TOOL STEELS								
200, 250, 300, 8620	< 35	200	300	.0015" - .0025"	.0025" - .0030"	.0030" - .0035"	.0035" - .0045"	.0045" - .0065"
	> 35	175	240	.0005" - .0015"	.0015" - .0025"	.0025" - .0030"	.0030" - .0035"	.0035" - .0045"
CARBON STEELS								
Platinum, A36, 12L14, 1000's, 1100's, 1300's	< 35	200	300	.0015" - .0025"	.0025" - .0030"	.0030" - .0035"	.0035" - .0045"	.0045" - .0065"
	> 35	175	240	.0005" - .0015"	.0015" - .0025"	.0025" - .0030"	.0030" - .0035"	.0035" - .0045"
CAST MATERIAL								
Steel		200	300	.0025" - .0035"	.0035" - .0045"	.0035" - .0045"	.0045" - .0055"	.0065" - .0075"
Ductile Iron		250	350	.0025" - .0035"	.0035" - .0045"	.0035" - .0045"	.0045" - .0055"	.0065" - .0075"
Gray Iron		250	400	.0025" - .0035"	.0035" - .0045"	.0035" - .0045"	.0045" - .0055"	.0065" - .0075"
ALUMINUM								
2014, 2024, 6061-(T1-T6), 7075		300 - 400	300 - 500	.0035" - .0045"	.0045" - .0055"	.0065" - .0075"	.0085" - .0095"	.0085" - .0095"
Die Cast, Extruded		250 - 300	300 - 400	.0025" - .0035"	.0035" - .0045"	.0055" - .0065"	.0075" - .0085"	.0075" - .0085"
MAGNESIUM								
		300	400	.0035" - .0045"	.0045" - .0055"	.0065" - .0075"	.0085" - .0095"	.0085" - .0095"
COPPER								
Copper Alloys		300	400	.0025" - .0035"	.0035" - .0045"	.0035" - .0045"	.0045" - .0055"	.0065" - .0075"
BRASS								
Short Chips		300	400	.0035" - .0045"	.0045" - .0055"	.0065" - .0075"	.0085" - .0095"	.0085" - .0095"
Long Chips		200	300	.0025" - .0035"	.0035" - .0045"	.0055" - .0065"	.0075" - .0085"	.0075" - .0085"
BRONZE								
Short Chips		200	300	.0025" - .0035"	.0035" - .0045"	.0035" - .0045"	.0055" - .0065"	.0075" - .0085"
Long Chips		150	250	.0015" - .0025"	.0025" - .0035"	.0025" - .0035"	.0045" - .0055"	.0065" - .0075"

NOTE - ABOVE ARE STARTING PARAMETERS ONLY. HIGHER RESULTS MAY BE ACHIEVED WITH OPTIMUM CONDITIONS.

GARR TOOL High Performance Drilling Guide

Metric

TECHNICAL

Type	Rc Hardness	Recommended M/Min.		CHIPLOAD PER FLUTE (Fz)				
		NON-COOLANT	COOLANT FED	3.0 - 6.0	6.0 - 10.0	10.0 - 13.0	13.0 - 16.0	16.0 - 20.0
		1580H 1280H 1580HD	1580KH 1280KH 1880KH 1580KD 1280KD					
COBALT BASE ALLOYS								
Powdered Metal, Stellite, Hs-21, Haynes 25/188, X-40, L-605	< 35	60	70	.035 - .060	.060 - .085	.075 - .100	.085 - .110	.095 - .130
	> 35	40	55	.025 - .050	.050 - .075	.060 - .085	.075 - .100	.095 - .110
NICKEL BASE ALLOYS								
Invar, Kovar, Inconel-625/718, Waspalloy, Rene, Hastalloy, A286	< 35	60	70	.035 - .060	.060 - .085	.075 - .100	.085 - .125	.085 - .110
	> 35	40	55	.025 - .050	.050 - .075	.060 - .085	.075 - .100	.085 - .100
IRON BASE ALLOYS								
Incoloy 800-802, Multimet N-155, Timkin 16-25-6, Carpenter 22-b3	< 35	60	90	.050 - .075	.075 - .085	.085 - .100	.100 - .125	.110 - .140
	> 35	45	70	.025 - .050	.050 - .075	.075 - .085	.085 - .100	.095 - .110
MONEL								
Monel - 65% Nickel		45	70	.035 - .060	.050 - .075	.060 - .085	.075 - .100	.085 - .120
TITANIUM ALLOYS								
Commercially Pure, 6Al-4V, Astm 1/2/3, 6Al-25N-4Zr-2Mo-Si		70	100	.035 - .060	.060 - .085	.075 - .100	.085 - .110	.095 - .130
STAINLESS STEELS								
(Precipitation) 13/8, 15/5, 17-4, pH Types	< 35	70	90	.050 - .075	.075 - .085	.085 - .100	.100 - .125	.100 - .140
	> 35	50	70	.025 - .050	.050 - .075	.075 - .085	.085 - .100	.085 - .110
(Austenitic) Inox, 200 Series, 300 Series	< 35	70	90	.050 - .075	.075 - .085	.085 - .100	.100 - .125	.100 - .140
	> 35	50	70	.035 - .050	.050 - .060	.060 - .075	.075 - .100	.075 - .110
(Austenitic) 304L, 316L, Nitronic 50, Inox	< 35	40	55	.035 - .050	.050 - .060	.060 - .085	.085 - .110	.075 - .110
	> 35	20	30	.025 - .035	.035 - .050	.050 - .075	.075 - .100	.075 - .110
(Martensitic) 400 Series	< 35	70	90	.050 - .075	.075 - .085	.085 - .100	.100 - .125	.100 - .130
	> 35	50	70	.025 - .050	.050 - .075	.075 - .085	.085 - .100	.085 - .110
HIGH STRENGTH TOOL STEELS								
4140, 4340, 6150, 5210, A2, D2, P20, H11, H13, S2, O1	< 35	60	90	.050 - .075	.075 - .085	.085 - .100	.100 - .125	.100 - .130
	> 35	50	70	.025 - .050	.050 - .075	.075 - .085	.085 - .100	.085 - .100
MEDIUM ALLOY TOOL STEELS								
200, 250, 300, 8620	< 35	60	90	.050 - .075	.075 - .085	.085 - .100	.100 - .125	.100 - .140
	> 35	50	70	.025 - .050	.050 - .075	.075 - .085	.085 - .100	.085 - .110
CARBON STEELS								
Platinum, A36, 12L14, 1000's, 1100's, 1300's	< 35	60	90	.050 - .075	.075 - .085	.085 - .100	.100 - .125	.100 - .140
	> 35	50	70	.025 - .050	.050 - .075	.075 - .085	.085 - .100	.085 - .120
CAST MATERIAL								
Steel		60	90	.060 - .090	.100 - .125	.100 - .125	.125 - .150	.175 - .200
Ductile Iron		75	100	.060 - .090	.100 - .125	.100 - .125	.125 - .150	.175 - .200
Gray Iron		75	120	.060 - .090	.100 - .125	.100 - .125	.125 - .150	.175 - .200
ALUMINUM								
2014, 2024, 6061-(T1-T6), 7075		90 - 120	90 - 150	.090 - .120	.125 - .150	.175 - .200	.225 - .250	.225 - .250
Die Cast, Extruded		75 - 90	90 - 120	.060 - .100	.100 - .120	.150 - .175	.200 - .225	.200 - .225
MAGNESIUM								
		90	120	.080 - .120	.125 - .150	.175 - .200	.225 - .250	.225 - .250
COPPER								
Copper Alloys		90	120	.060 - .100	.100 - .125	.100 - .125	.125 - .150	.175 - .200
BRASS								
Short Chips		90	120	.080 - .120	.125 - .150	.175 - .200	.225 - .250	.225 - .250
Long Chips		60	90	.060 - .090	.100 - .125	.150 - .175	.200 - .225	.200 - .225
BRONZE								
Short Chips		60	90	.060 - .100	.100 - .125	.100 - .125	.150 - .175	.200 - .225
Long Chips		45	70	.040 - .060	.060 - .085	.075 - .100	.125 - .150	.175 - .200

NOTE - ABOVE ARE STARTING PARAMETERS ONLY. HIGHER RESULTS MAY BE ACHIEVED WITH OPTIMUM CONDITIONS.

GARR TOOL Aluminum Series 3-Flute Drill Application Guide

Fractional

CHIPLOAD PER FLUTE (Fz)								
Material	Type	SFM	3/16"	1/4"	5/16"	3/8"	1/2"	5/8"
Aluminum Alloy	6061	450 - 650	.0020" - .0040"	.0025" - .0050"	.0035" - .0060"	.0045" - .0070"	.0055" - .0080"	.0065" - .0100"
Cast Aluminum	380	300 - 500	.0015" - .0030"	.0020" - .0040"	.0030" - .0050"	.0030" - .0060"	.0035" - .0070"	.0040" - .0080"
Magnesium		250 - 500	.0015" - .0030"	.0020" - .0040"	.0030" - .0050"	.0030" - .0060"	.0035" - .0070"	.0040" - .0080"
Copper & Brass		250 - 400	.0010" - .0025"	.0020" - .0030"	.0020" - .0030"	.0020" - .0040"	.0030" - .0050"	.0030" - .0060"
Titanium	6Al-4V	100 - 300	.0010" - .0020"	.0020" - .0030"	.0020" - .0030"	.0020" - .0040"	.0030" - .0050"	.0030" - .0060"

Metric

CHIPLOAD PER FLUTE (Fz)								
Material	Type	M/Min.	4.0	6.0	8.0	10.0	12.0	16.0
Aluminum Alloy	6061	180 - 240	.050 - .100	.065 - .125	.090 - .150	.115 - .175	.150 - .200	.165 - .250
Cast Aluminum	380	135 - 180	.050 - .100	.100 - .125	.100 - .150	.125 - .175	.150 - .200	.100 - .200
Magnesium		120 - 180	.038 - .075	.050 - .100	.075 - .125	.075 - .150	.090 - .175	.100 - .200
Copper & Brass		120 - 180	.025 - .060	.050 - .075	.050 - .075	.050 - .100	.075 - .125	.075 - .150
Titanium	6Al-4V	30 - 90	.025 - .050	.050 - .075	.050 - .075	.050 - .100	.075 - .125	.075 - .150

PHYSICAL PROPERTIES AND CHARACTERISTICS OF ALUMASTAR COATING

Property/Characteristic	Description
Nomenclature	TiB ₂
Color	Silver
Hardness	4000 Hv
Coating Thickness	1-2 μm
Thermal Stability	850° C (1562° F)
Deposition Temperature	450° C (842° F)
Applications	Aluminum, AlSi Alloys (<12% Si), Magnesium, Copper, Titanium Alloys, Non-ferrous

NOTE - ABOVE ARE STARTING PARAMETERS ONLY. HIGHER RESULTS MAY BE ACHIEVED WITH OPTIMUM CONDITIONS.

Decimal Equivalent Chart

Diameter	Decimal Equiv.
#80	.0135
.35mm	.0138
#79	.0145
1/64"	.0156
.40mm	.0158
#78	.0160
.45mm	.0177
#77	.0180
.50mm	.0197
#76	.0200
#75	.0210
.55mm	.0217
#74	.0225
.60mm	.0236
#73	.0240
#72	.0250
.65mm	.0256
#71	.0260
.70mm	.0276
#70	.0280
#69	.0292
.75mm	.0295
#68	.0310
1/32"	.0312
.80mm	.0315
#67	.0320
#66	.0330
.85mm	.0335
#65	.0350
.90mm	.0354
#64	.0360
#63	.0370
.95mm	.0374
#62	.0380
#61	.0390
1.00mm	.0394
#60	.0400
#59	.0410
1.05mm	.0413
#58	.0420
#57	.0430
1.10mm	.0433
1.15mm	.0453
#56	.0465
3/64"	.0469
1.20mm	.0472
1.25mm	.0492
1.30mm	.0512
#55	.0520
1.35mm	.0531
#54	.0550
1.40mm	.0551
1.45mm	.0571
1.50mm	.0591
#53	.0595
1.55mm	.0610
1/16"	.0625
1.60mm	.0630
#52	.0635
1.65mm	.0650
1.70mm	.0669
#51	.0670
1.75mm	.0689
#50	.0700
1.80mm	.0709
1.85mm	.0728

Diameter	Decimal Equiv.
#49	.0730
1.90mm	.0748
#48	.0760
1.95mm	.0768
5/64"	.0781
#47	.0785
2.00mm	.0787
2.05mm	.0807
#46	.0810
#45	.0820
2.10mm	.0827
2.15mm	.0846
#44	.0860
2.20mm	.0866
2.25mm	.0886
#43	.0890
2.30mm	.0906
2.35mm	.0925
#42	.0935
3/32"	.0938
2.40mm	.0945
#41	.0960
2.45mm	.0965
#40	.0980
2.50mm	.0984
#39	.0995
#38	.1015
2.60mm	.1024
#37	.1040
2.70mm	.1063
#36	.1065
2.75mm	.1083
7/64"	.1094
#35	.1100
2.80mm	.1102
#34	.1110
#33	.1130
2.90mm	.1142
#32	.1160
3.00mm	.1181
#31	.1200
3.10mm	.1220
1/8"	.1250
3.20mm	.1260
3.25mm	.1280
#30	.1285
3.30mm	.1299
3.40mm	.1339
#29	.1360
3.50mm	.1378
#28	.1405
9/64"	.1406
3.60mm	.1417
#27	.1440
3.70mm	.1457
#26	.1470
3.75mm	.1476
#25	.1495
3.80mm	.1496
#24	.1520
3.90mm	.1535
#23	.1540
5/32"	.1562
#22	.1570
4.00mm	.1575
#21	.1590
#20	.1610

Diameter	Decimal Equiv.
4.10mm	.1614
4.20mm	.1654
#19	.1660
4.25mm	.1673
4.30mm	.1693
#18	.1695
11/64"	.1719
#17	.1730
4.40mm	.1732
#16	.1770
4.50mm	.1772
#15	.1800
4.60mm	.1811
#14	.1820
#13	.1850
4.70mm	.1850
4.75mm	.1870
3/16"	.1875
4.80mm	.1890
#12	.1890
#11	.1910
4.90mm	.1929
#10	.1935
#9	.1960
5.00mm	.1969
#8	.1990
5.10mm	.2008
#7	.2010
13/64"	.2031
#6	.2040
5.20mm	.2047
#5	.2055
5.25mm	.2067
5.30mm	.2087
#4	.2090
5.40mm	.2126
#3	.2130
5.50mm	.2165
7/32"	.2188
5.60mm	.2205
#2	.2210
5.70mm	.2244
5.75mm	.2264
#1	.2280
5.80mm	.2283
5.90mm	.2323
A	.2340
15/64"	.2344
6.00mm	.2362
B	.2380
6.10mm	.2402
C	.2420
6.20mm	.2441
D	.2460
6.25mm	.2461
6.30mm	.2480
1/4"	.2500
E	.2500
6.40mm	.2520
6.50mm	.2559
F	.2570
6.60mm	.2598
G	.2610
6.70mm	.2638
17/64"	.2656
6.75mm	.2657
H	.2660

Diameter	Decimal Equiv.
6.80mm	.2677
6.90mm	.2717
I	.2720
7.00mm	.2756
J	.2770
7.10mm	.2795
K	.2810
9/32"	.2812
7.20mm	.2835
7.25mm	.2854
7.30mm	.2874
L	.2900
7.40mm	.2913
M	.2950
7.50mm	.2953
19/64"	.2969
7.60mm	.2992
N	.3020
7.70mm	.3031
7.75mm	.3051
7.80mm	.3071
7.90mm	.3110
5/16"	.3125
8.00mm	.3150
O	.3160
8.10mm	.3189
8.20mm	.3228
P	.3230
8.25mm	.3248
8.30mm	.3268
21/64"	.3281
8.40mm	.3307
Q	.3320
8.50mm	.3346
8.60mm	.3386
R	.3390
8.70mm	.3425
11/32"	.3438
8.75mm	.3445
8.80mm	.3465
S	.3480
8.90mm	.3504
9.00mm	.3543
T	.3580
9.10mm	.3583
23/64"	.3594
9.20mm	.3622
9.25mm	.3642
9.30mm	.3661
U	.3680
9.40mm	.3701
9.50mm	.3740
3/8"	.3750
V	.3770
9.60mm	.3780
9.70mm	.3819
9.75mm	.3839
9.80mm	.3858
W	.3860
9.90mm	.3898
25/64"	.3906
10.00mm	.3937
X	.3970
Y	.4040
13/32"	.4062
Z	.4130
10.50mm	.4134

Diameter	Decimal Equiv.
27/64"	.4219
11.00mm	.4331
7/16"	.4375
11.50mm	.4528
29/64"	.4531
15/32"	.4688
12.00mm	.4724
31/64"	.4844
12.50mm	.4921
1/2"	.5000
13.00mm	.5118
33/64"	.5156
17/32"	.5312
13.50mm	.5315
35/64"	.5469
14.00mm	.5512
9/16"	.5625
14.50mm	.5709
37/64"	.5781
15.00mm	.5906
19/32"	.5938
39/64"	.6094
15.50mm	.6102
5/8"	.6250
16.00mm	.6299
41/64"	.6406
16.50mm	.6496
21/32"	.6562
17.00mm	.6693
43/64"	.6719
11/16"	.6875
17.50mm	.6890
45/64"	.7031
18.00mm	.7087
23/32"	.7188
18.50mm	.7283
47/64"	.7344
19.00mm	.7480
3/4"	.7500
49/64"	.7656
19.50mm	.7677
25/32"	.7812
20.00mm	.7874
51/64"	.7969
20.50mm	.8071
13/16"	.8125
21.00mm	.8268
53/64"	.8281
27/32"	.8438
21.50mm	.8465
55/64"	.8594
22.00mm	.8661
7/8"	.8750
22.50mm	.8858
57/64"	.8906
23.00mm	.9055
29/32"	.9062
59/64"	.9219
23.50mm	.9252
15/16"	.9375
24.00mm	.9449
61/64"	.9531
24.50mm	.9646
31/32"	.9688
25.00mm	.9843
63/64"	.9844
1"	1.0000